



**Hennepin County  
Consumer Electronics Brand Tally**

**January 2005**

**Hennepin County  
Department of Environmental Services  
Minneapolis, Minnesota**

# List of brand names found in the study

3000	BenQ	Cubix	Fast Tech	JFC	Mega	PC EZ	Samtron	Texas Instruments
5 Mile International	Bentley	Cumulus	Finex	JRI	Mega Mage	PC Heaven	Sansui	The Vision
A	Bestek International	Curtis Mathis	Fisher	JTX	Mega Plus	PC Importers	Santa Clair	Thomac
A Make	Betes	Cyber Dirve	Fizo	JVC	Megatron	PC Limited	Santa Clara System	Thomas
A Open	BHT	Cyber Home	Forefront	KAC	Memorex	PC LTD	Sanyo	Thomson
A Tek	Bio Scan	Cyber Max	Foundation	Kamp	Memorex Telex	PC Mi	Sapac	Tiger
A.D.C.	Biosonic	Cyber Star	Technology	Kanaka	Mentor Graphics	PC Solution	Satellite Pro	TIS
A.N. Mack	Black Star	Cyber Station	Frame works	KAP	Merit	PC Solutions	Savil	TMA
A.S.T.	Black Stripe	Cybermox	Fran Micro	Kay Pro	Metro	PC Tailors	SBT	TMC
Aamazing	Blackstreet	Cybermetecs	Franklin	Kayko	MGA	PC Taylor	Sceptre	TMK
ABC	Blue Chip	CyberVision	Frontier	Kaypro	MGC	PCS	SCI	TO Comm
Aberdeen	Blue Star	Cyclone	FT-6000	KDC	Micro Intel	Penncrest	Scott	Torisan
ABS	BMC	CYTR	Fujitsu	KDS	Micrognosis	Pentium	Seagate	Toshiba
Accel	Bohsei	Cytrul	Funai	KDX	Microlink	Performance	Sears	Total Perphery
Accu Scan	Bradford	D&S	Funasonic	KEC	Micron	Performance	Seiko	Totevision
Accuscan	BRC	Daewoo	Futura	Kemp	MicroScan	System	Sensor Matic	Touch
ACF	Broksonic	Data Electronic	Future	Kenwood	Microtek	Philco	Sentrye	Tozal
ACF	Brother	Data Train	Future Power	KFC	Midland	Philips	Setchell-Carlson	Trade
ACI	BSR	Datakard	G.D.S.	KIER	Midland TV/Radio	Philips Magnavox	SGI	Trademark
Acomom	BTC	Daytec	Galaxy	Kigr	Midwest Micro	Phoenix	Shamrock	Tri Gem
Acros	BTEK	Daytek	Gateway	Kim	Mini Fersona	Picture Tube/Bare	Sharp	Trida
Action	Bytex	Dayton	GE	Kimtron	Miracle	CRT	SEA	Trimatir
Activa	BYTR	Daytren	GEM	Kinetec	Mircle	Pioneer	Sherwood	Trintron
ACULA	Bytri	Daytron	Gemstar	King Pads	Mirror	Pionex	Shioltee	Trinutru
ADC	C Plus	DEC	General	King Viaco Cable	Mitac	Pircomp	SI 360	Trio
Addonic	C&C	Deer	General	Kisr	Mitck	Pitney Bowes	Signature	Trion
ADI	C.U.L.	Dell	Nanosystems	KLH	Mitsuba	Pixer	Sil	Trojan
Admek	Camon	Delta	gentek	KLM	Mitsubishi	Pixie	Silicon Graphics	True Blue
Admiral	Candle	Delta Gold	GLA	Kmart	Mitsumi	Planar	Silvertone Medalist	TTX
ADS	Cannon	Deluxe	GLI	KMC	Mobile Videos	Plex	Simply PC	TUV
Advanced Logic	Canon	DEM	GM	KME	Monitrem	Plexview	Skyter	TV
Advantage	Capehart	Deppe	Gold Beam	Komodo	Monivision	Poland	Smart Choice	TVM
Advent	Capetronic	Dercomp	GoldStar	Konika	Montgomery Ward	Polaroid	Smart Series	TVM (Low
Adviser	Capri	Destination	GPX	Korean Data	Morse	Polaroid	Smartpro	Radiation)
Afrey	Casper	Dexis	Gran Prix	KPC	Motorola	Portrait	Smile	TWC
AG Neovo	CAT Systems	DFI	Granifika	KSN	MPI	Portland	Smith	U Max
Ager	CBS	DHC	Granifika	KST	MPO	Portrait	Smith Comp	Ultra
AGI	CCS	DIGI View	GRD	KTS	MPR	Potex	Smith Corona	Ultra Scan
AIC International	CCT Inc.	Digital	Grid	KTV	MSI	Power	Smurt Chirici	Ultra VGA
Airline	Celebrity	Digital Tech	Grie	KTX	MTR	Power Acoustic	Socos	Ulysis
Aiwa	Celeron	Digview	GT	Kumbo	MTRP	Power Computer	Solarism	UMAX
Alaron	Centreal	DIK	GTX	LAC	Multi Media	Corp.	Solid State	Unico
Alarow	CF	Dimensia	GVC	Lacie	Multi System	Power Computing	Sony	Unique
Aloron	Champion	Dimension	H Stat	LaCie Electron	MultiScan	Power Corp.	Spacemaker	Unisys
Alpha Group, Inc.	Champion KLH	Dionex	Hagen	LAN Systems	Multisync	Power Mate	Sparc	United
Alpha Scan	Chanel Touch	Dis	Haier	Lantech	Multitec	Power Note	Spectra	University Co.
Alpspi	Check Mate	Discom	Hallmark	Laser	Multitech	Power Tronic	Spectra 2000	Unknown
Alron	Cindy	Dixie	Hamsol	Lawson	Munizo	Power User	Spectre	US Comp
Altec	Citizen	DKT	Hansol	Leading Edge	Mutz	Power Wave	Sperry	US Logic
Alton	Citron	Dovico	Hanson	Leading	MV SUO	Powertron	Square View	V Teach
Altos	Classic	DR	HCI	Technology	Myama	Premier	SR 200	Valley View
AM Train	Claytek	DRMON15	Heath	Legacy	Myoda	Premio	SR100	Microsystem
Amacon	Clayton	DRMON17	Heathkit	Legend	Nabia	Prima	SR300	Vantec
A-Mark	Claytron	DSI	HEI	LG Electronics	Nanao	Princeton	SSI	Vantex
A-Matic	Club	DTI	HELM	Liberty	National Data	Prior	SSL Microscan	Vendex
AMAX	CM	DTK	Hem	Lilytron	NCD	Pro Scan	Standard	Ventura
Ambassador	CMC	DTX	Hercules	Lindtron	NCR	Star	Procom	Versa
AMD	CMC Systems	Dumont	Hevitt	Link	NEC	ProGen	Star Konie	Versys
Amdek	Cody	Dura Com	Hi Com	Linytron	Net	Prosys	Star Light	Vextrec
Ameri Comp	Color Pilot	DX4-100	Hi Pro	LiquidVideo	Net Power	ProTech	Star Lie	Vict
American	Color Track	DX4-100	Hilaclri	Lite-On	NetTV	Protel	Star Quest	Victor
American 88	Color Trek	DXT	HIP	Lloyds	New Vision	Proteva	Star Steel	Victoria
AMI	Columbia Data	Dynatech	Hitachi	Logic	New Vista	Proton	Star tronic	View Tronic
Amiga	Production	Dynotec	Hi-Tech	Logisys	New World Pentium	Proview	Starlife	View Tronics
Amige	Columbus	E	Honeywell	Loop	Newtech	ProVista	Starlogic	ViewSonic
Amphion	Com Tech	HP	HP	Loops	Nextel	PS/ValuePoint	Stat	VIP
Ampro	Comadd	EAG Plus	HTA	Lotus	Nimble	PSD	STS	Vision
AMS	Commodore	Eagle River	HTT	Low Radiation	NNC	Q.C.S.	Summit	VIT
Amstrad	Comp USA	Easy Option	Hyany	LR (Logic	No 74 Gay	Quadram	Sun	Vitron
Amtron	Comp. Assc.	Eaton	HYP	Resources)	Nobilis	Quantex	Sun Moon Star	Vivitron
Antec	Compaq	Econoquick	Hyundai	Luce	Nobilk	Quannon	Sunshine	Voxon
AOC	Comptech	Edge	I Mac	Lucky Star	Noble View	Quantaq	Suntomo	Vtech
AOI	Compu	Edison	IBM	LUX	Noblis	Quantex	SunView	W G-26
Aopen	CompuAdd	EDP	IBT	LXI	Nokia	Quasar	SuperCom	Wang
APC	Compudyne	EDP Classic	ICL	LXT	Northgate	Quick	SuperMatch	Wedge Tech
Apertus	CompUSA	EDS	ICS	Lynitron	Northgate	R.P.P.	SuperMax	WEN
Apex	Computer City	Eizo	Idaho	Mac Direct	Computer Systems	RAC	Supertron	Westinghouse
API Technology	Computer Coup	Elite	IDEC	Mac Tech	(Gateway)	Racer	Superview	Wetech
Apitva	CompuTrend	EM P&C	IDEK	Macase	Note Book	Radigition	SUW	White
Apple	Comquest	EM PAC	Idek iyama	Macintosh	Nova	Radio Shack	SV-200	White Westing
Applied	Comrex	eMachines	Idex	MacTech	Novell	Radius	SV-2000	White
APS	Comtech	EMC	IIS	Madge	NTC	Randix	SVA	Westinghouse
Apitva	Comtek	EMC Multisystems	iyama	MAG	NTX	RasterOps	Swan	Win Book
Apwex	Comtex	Emerson	IMA	MAG Technology	NuDesign	Raulaud	Sylvania	Win Pentium
ARC	ComTrade	EN	iMac	Mag View	NWC	Raven	Symphonic	Work Force
Arche	Conar	ENC	Image	Magitronic	OAK	Raytron	Sync Master	Wyse
Arcus	Connection Works	Energy	Imation	Magnavox	Okidata	RCA	Synco	Xerox
Aroc	Contec	Energy (EPA)	IMOA	Magnavox-tv/radio	Olivell	Reach	Syntono	Xerox
Aroura	Contel	Envision	Impress	Magtan	Olivetti	Realistic	Syntouch	Xron
ASP	Control Data	EPS	Impression	Magtronic	Omni Teck	Reason	Sysline Computer	Xsribe
Aspire	Conventgent	Epson	Impression (Helm	Magtronic	OmniView	Reason Computer	Corp.	XT 2000-11
AST	Telenologies	Equatorial	Engineering Corp.)	Manad	Once Again	Reason Tech	System 1700	Xtron
Astec	Cordata	ERC	Impulse	Mania	Openings	REC	Systemax	XY Logic
ASTVision	Cornea Systems,	Ergo Us Logic	IMS	MARCO	Optiquest	Red Hat	TAC	Yamaha
Asus	Inc.	Erwin	IMTEC	Mark	Orchestra	ReFront	Tallgrass	Yundai
AT	Corner Stone	Escom	INET	Marshall	Orion	Relisys	Tandem	Yundai
AT&T	Coro	Esix	Infinity	Mass	Osborne	Renal	Tandon	Zeis
Atec	Coronado	Espirit	Info	Master	OSO	Reveal	Tandy	Zenith
Atya	Courier Monitor	ETD	InfoPro	Matos	P.C.Tailors	Revel	Tatung	Zenith Data
Audio Vision	Cow Radiation	Etronix	Information	Max	PA Com	Rhapsody	Taxan	Zenon
Audiotronics	CPM	Ever View	Advantage	Max Tec	Packard Bell	RIC	TC	Zenth
Audiovox	CPT	Everex	Insight	Maxi Matic	Pacom	RIC E.Machines	TCE	Zeon
Aurora	CPU DISC Box	Evergreen	Intec	MaxiVision	Panas	RL SYS	TDK	Zeos
Austin	Craig	Evert	Intel	Maxteach	Panasonic	Robert Morris Sys.	Technedia	Zeos (Forefront)
AVT	Creative	Ervision	Intergraph	Maxtec	Partial Disassemble	Robocics	Technics	Zeos Compuadd
AVT Amerila	CRI	Exelintel	IPX Infomatic	MaxTech	Partial	Roland	Techo	Zero
Axiom	Crosley	Exis	IR	Maxtor	Disassemble	Royal	Techtronics	Zeus
Axion	Crosley	EXP	ISA	MBL	Pariland	Rucus	Teco	Zoma
Aylin	Crown	Explorer	ISG	MCA	PC	Rutherford	Teknika	
Barr	CRT	Express	Itasca	MCC	PC 111	S11	Tekrika	
Basador	Crystal View	EXP-VGA	ITT	MCC/MicroComput	PC Advance	SA	Tele Color	
BCG	CSS	Extel	ITX	er	PC Adventure	Sahil	Teledisk	
Beckman	CTC	EYE	JC Penney	MDI	PC Adventures	Salca	Televideo	
Bell-Howell	CTX	Ezio	JEM	Medion	PC Concepts	Sampo	Telex	
Benchmark	Cubase	Falcon	Jensen	MEG	PC Express	Samsung	Teramars	

# Table of Contents

I.	Introduction and Overview of the Hennepin County Consumer Electronics Program.....	1
II.	Background: Brand Tally Project.....	2
III.	Minnesota’s Electronics Recycling Models .....	2
IV.	Statement of the Problem .....	3
V.	Brand Tally Methodology .....	4
VI.	Presentation and Analysis of the Data .....	4
	A. Televisions .....	4
	B. Monitors.....	5
	C. CPUs (desktop computers) .....	5
	D. Laptop Computers.....	6
	E. Combination monitor/CPU units .....	7
VII.	Discussion.....	7
VIII.	Study Comparison.....	9
	List of brand names .....	Inside front cover

## Appendix: Brand Tally Charts and Data

Contact information:  
Amy Roering  
Hennepin County  
Department of Environmental Services  
417 North Fifth Street, Suite 200  
Minneapolis, Minnesota 55401-1397  
(612) 348-8992  
amy.roering@co.hennepin.mn.us  
www.hennepin.us

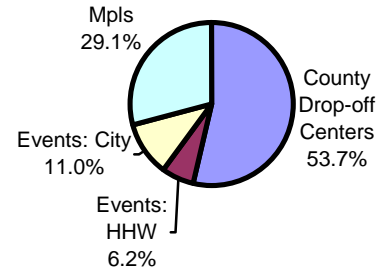
## I. Introduction and Overview of the Hennepin County Electronics Program

Hennepin County began its consumer electronics recycling program in the fall of 1992. The program has grown steadily and is now one of the largest government-run electronics recycling programs in the U.S.

Electronics are collected at the following locations:

1. Two Permanent Drop-off Centers, including: (a) The Brooklyn Park Recycling Center and Transfer Station and (b) The South Hennepin Recycling & Problem Waste Drop-Off Center.
2. Household hazardous waste event collections.
3. Several cities have spring and fall cleanup days.
4. The City of Minneapolis provides curbside collection of certain electronics as part of its “large item collection” service to residential customers.

**Collection Quantities (2004)**



In the year 2004, the county program collected an average of 3.4 pounds of electronics per capita (1,917 tons).

The program collects televisions, computers and peripherals, VCRs, camcorders, stereos, telephones, rechargeable appliances and other miscellaneous electronic equipment from households. Since the program began, the proportion of electronics by type has changed (see Table 1). For example, during the first year of operation, TVs comprised 71% of the total. By 2004, the portion of TVs dropped to 27%, even though the total quantity of TVs had increased significantly. In addition, computer monitors comprised just 6% of the total when the program began. By 2004, the portion of computer monitors rose to 17% of the total. Computer peripherals now comprise a greater portion of the electronics collected for recycling.

**Table 1**

Type of Unit	Units Collected: Year 1: 1992-1993	Percent	Units Collected: Year 2004	Percent
Televisions (TVs, bare CRTs, chassis)	879	70.83	35,442	26.97
Computer Monitors	78	6.29	22,508	17.13
CPUs, Circuit Boards, Disk Drives	0	.00	17,648	13.43
Audio (stereos, etc.)	160	12.89	11,862	9.03
Printers	0	.00	8,500	6.47
Keyboards	15	1.21	9,296	7.07
VCRs	29	2.34	6,047	4.60
Miscellaneous	62	5.00	10,836	8.24
Telephones	18	1.45	6,316	4.81
Computer Scanners**	0	.00	1,722	1.31
Laptop Computers**	0	.00	839	.64
DVD Players**	0	.00	415	.32
<b>Total</b>	<b>1,241</b>	<b>100%</b>	<b>131,431</b>	<b>100%</b>

\*\*Began tracking as a separate category in year 2003.

## **II. Background: Brand Tally Project**

Hennepin County, the Solid Waste Management Coordinating Board, and Minnesota Office of Environmental Assistance (MOEA) worked with legislators, in 2004, to draft a bill that would have required manufacturers of video display devices (VDDs) to recycle these products when they become wastes. Manufacturers would have been responsible for collecting and recycling their pro rata share of VDDs from a minimum of 15 consolidation points designated by the MOEA.

The bill did not pass during the 2004 legislative session; however, the MOEA was directed to develop recommendations for the 2005 legislative session. In 2004, MOEA hosted a series of forums to help develop recommendations for the Legislature for consideration next session. Three models were brought forth for further discussion, including the Advance Recycling Fee model, the Individual Responsibility model and a Hybrid Financing model.

Given that there was a lack of information about brands that make up electronic waste, and given that Hennepin County operates the largest public recycling program in the state, the county undertook this brand tally project to provide meaningful information for the policy discussions.

## **III. Minnesota's Electronics Recycling Models**

During 2004, the Office of Environmental Assistance held a series of forums on waste electronics. Three models were discussed during the process: The Advance Recycling Fee model, the Individual Responsibility model, and the Hybrid model. The following sections give a synopsis of each model, discuss the impacts of each, and list of issues that remain related to each model.

### **A. Advance Recycling Fee (ARF) Synopsis**

Under this model, funds collected through an ARF would cover the collection and recycling of the following products: televisions, computer monitors, CPUs, laptop computers, small peripherals, and printers. An ARF would be collected from consumers at the point of sale on televisions, computer monitors, and laptop computers. Manufacturers would notify retailers which products carry the ARF. A third party organization, the Electronics Stewardship Association (ESA), would receive the funds and implement the recycling program. The third-party organization would contract for services, or reimburse approved collection and recycling agents. The state estimates that the ARF would generate \$15 million per year.

#### **1. Impact of the ARF**

The ARF model would provide a reliable funding source, which could be used as an incentive for other entities to begin electronics recycling programs throughout the state. The ARF would pay to recycle brands that are no longer manufactured (i.e., "orphan waste"). The ARF would also pay to recycle historic waste (i.e., products manufactured prior to the fee). The ARF may also serve as an educational tool to the consumer (i.e., a fee alerts the consumer that a system is in place to recycle waste electronics). Furthermore, the ARF system would build on existing local infrastructure for collection and recycling.

#### **2. ARF Issues that remain include the following:**

- Governance of the third-party organization.
- System diversity and flexibility (i.e., collection and recycling options).
- Performance standards or goals.
- Provisions for manufacturers that establish their own recycling system.

## **B. Individual Responsibility Synopsis**

Under this model, manufacturers would register with the state in order to sell products in Minnesota. Manufacturers would be responsible for transporting and recycling the waste electronics collected at consolidation facilities designated by the state. Local governments, retailers, haulers and others could voluntarily provide collection services and ensure electronics are transported to consolidation facilities. Consolidation facilities could be operated by either public or private entities, and the collection agents would have the option to charge a fee to cover collection costs. Finally, state government would be responsible for ensuring participation and compliance with the system.

### **1. Impact of the Individual Responsibility Model**

Significant resources, either at the state or within the industry, would likely be needed to identify all the manufacturers that sell products in Minnesota and ensure their compliance. Also, a significant portion of electronic waste is likely to be orphan waste; therefore, current manufacturers might be required to recycle a pro rata share of a large amount of orphan waste, based on their current market share.

### **2. The Individual Responsibility issues that remain include the following:**

- Requirements of consolidation facilities regarding the separation and tracking of products by brand name.
- The pro rata share of orphan waste that current manufacturers would be required to pay.
- The impact on Hennepin County's electronics dismantling operation.

## **C. Hybrid Financing Model**

Under this model, a combination of the ARF and producer responsibility models would occur. Televisions would be managed through the ARF model, and carry a fee at the point of sale. Computer equipment would fall under the individual responsibility model.

Other variations of a hybrid model have been discussed. These variations included a model that would allow manufacturers to opt out if they operate a recycling program for their products, and a model that would reimburse manufacturers for operating a recycling program.

### **1. Impact of the Hybrid Model**

This model combines elements of both the ARF and Producer Responsibility model; therefore, the impacts would be similar to those described above. This system may be complicated by the convergence of television and computer technologies.

## **IV. Statement of the Problem**

According to national and local stakeholders, one problem is a lack of information about the product brands collected for recycling. This information is needed for the purpose of developing an equitable system for recycling waste electronics. By using a brand tally methodology, the distribution of brands for several types of electronics can be determined.

Many manufacturers sell products under one or more brand names. This project did not link each brand name to its manufacturers/producers, nor did it determine which brands would be considered orphan waste. Only the brand names labeled on the products were recorded.

## V. Brand Tally Methodology

Hennepin County conducted a six-month study to identify the brand names of video display devices (televisions, computer monitors, and laptop computers) and computer central processing units (CPUs).

- Start date: July 1, 2004
- End date: December 31, 2004
- Consumer electronics from a variety of collection sites were delivered to PPL Industries, which is the county's dismantler. Deliveries came from the City of Minneapolis curbside service, the Hennepin County Recycling Center and Transfer Station in Brooklyn Park, the South Hennepin Recycling and Problem Waste Drop-off Center in Bloomington, household hazardous waste collection events, and several cities' fall cleanup days.
- As the electronics were removed from each roll-off, brand names were recorded for the following products:
  - A. Televisions (small, medium, large, floor/console).
  - B. Computer monitors.
  - C. Computer CPUs.
  - D. Laptop computers.
  - E. Combination monitor/CPU units. After the project began, a number of these units were found and therefore included as a separate category.

## VI. Presentation and Analysis of the Data

### A. Televisions

TVs comprised 45.82% (17,314) of the units tallied during the project. Of all TVs, four brand names comprised 34.80% (6,026 units):

1. RCA .....13.87%
2. Zenith .....10.37%
3. GE .....5.30%
4. Magnavox .....5.27%

Ten additional brands comprised 33.66% (5,828 units):

5. Panasonic .....5.15%
6. Sony .....4.13%
7. Samsung.....4.07%
8. Sharp .....3.59%
9. Sanyo .....3.22%
10. Toshiba.....2.87%
11. Emerson .....2.67%
12. Sears.....2.67%
13. Montgomery Ward.....2.65%
14. Mitsubishi .....2.64%

The remaining TVs included 267 additional brands (31.54%; 5,460 units).

TVs



The top TV brands received as waste can be compared to the top TV makers. In year 2002, the leading TV makers were as follows:

1. Sony ..... 16.1%
2. RCA ..... 10.5%
3. Toshiba..... 8.9%
4. Sharp ..... 8.9%
5. Panasonic ..... 8.5%
6. Other ..... 47.1%

Source: *Market Share Reporter* 2004, p. 241, from Gartner Dataquest.

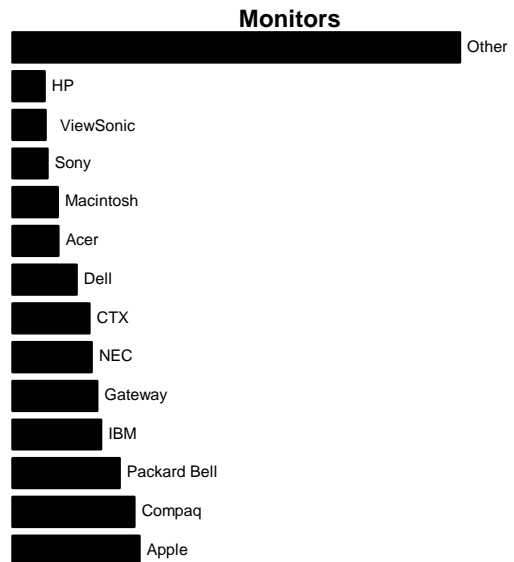
## B. Monitors

Monitors comprised 31.54% (11,920) of the units tallied in the project. Four brands comprised 32.01% (3,816 monitors) of all the monitors:

1. Apple..... 9.14%
2. Compaq ..... 8.78%
3. Packard Bell ..... 7.72%
4. IBM ..... 6.37%

Furthermore, nine additional brands comprised 35.72% (4,258 monitors) of all the monitors:

5. Gateway ..... 6.10%
6. NEC ..... 5.70%
7. CTX ..... 5.54%
8. Dell..... 4.63%
9. Acer..... 3.30%
10. Macintosh..... 3.26%
11. Sony ..... 2.51%
12. ViewSonic..... 2.39%
13. HP ..... 2.31%



The remaining 32.27% (3,846 units) consisted of 445 additional brands.


## C. CPUs (desktop computers)

CPUs comprised 20.76% (7,846) of the units tallied in the project. CPUs with an unknown brand name represented the largest single portion at 12.53% (983 units). Following the unknown portion, two brands comprised 20.09% (1,576 units) of all the CPUs:

1. Compaq ..... 12.36%
2. IBM ..... 7.72%

Furthermore, six brands comprised the next 32.77% (2,571 units):

3. Packard Bell ..... 7.37%
4. Gateway ..... 6.31%
5. Apple..... 5.52%
6. Dell..... 4.95%



- 7. Macintosh..... 4.77%
- 8. HP ..... 3.86%

The remaining CPUs included 232 partially disassembled units with unknown names (2.96%), and 2,484 units (31.66%) with brands that could be identified (468 brands).

The portion of unknown brands was greater for CPUs than any other product category. Many CPUs did not display a visible brand label and were categorized as unknown. Two primary reasons account for this. First, many CPUs could have been “white boxes,” which are standard-configuration personal computers produced by a small or locally based producer (E-Scrap 2004, *Electronics Recycling Glossary*). The significant number of unknown CPUs raises questions about how white box manufacturers fit into an electronics recycling system such as the Individual Responsibility model. Second, CPUs were occasionally damaged in transport, which may have removed the brand labels and/or made them illegible.

The top CPU brands received as waste can be compared to the market share of the top PC makers. The top U.S. PC vendors, by market share, for the second quarter of 2004 were as follows:


- 1. Dell..... 29.5%
- 2. Hewlett-Packard..... 17.4%
- 3. Gateway ..... 7.3%
- 4. IBM ..... 5.1%
- 5. Apple..... 3.5%
- 6. Others ..... 37.2%

Source: Gartner Dataquest (July 2004).

#### D. Laptop Computers

Laptops comprised 1.39% (527) of the units tallied in the project. Six brands comprised about 66% (347) of the laptops:

- 1. Compaq ..... 17.84%
- 2. Apple..... 13.28%
- 3. Toshiba..... 12.14%
- 4. IBM ..... 11.95%
- 5. Macintosh..... 5.50%
- 6. Dell..... 5.12%



The top laptop brands received as waste can be compared to the leading notebook computer makers. In year 2002, the leading notebook computer makers were as follows:

- 1. Dell..... 27.6%
- 2. Hewlett-Packard..... 18.2%
- 3. IBM ..... 13.9%
- 4. Toshiba..... 13.1%
- 5. Apple..... 5.9%
- 6. Other ..... 21.3%

Source: *Market Share Reporter* 2004, p. 224, from Gartner Dataquest.

**E. Combination monitor/CPU units**

Combination monitor/CPU units comprised 0.48% (182) of the units tallied for the project. Nine brand names comprised 92.31% of the total:

- 1. Macintosh .....52.20%
- 2. Compaq .....24.18%
- 3. IBM .....4.40%
- 4. Packard Bell .....3.30%
- 5. Apple .....2.75%
- 6. Classic .....1.65%
- 7. Commodore .....1.65%
- 8. Beckman .....1.10%
- 9. Panasonic .....1.10%

Eight additional brands comprised 4.40% of the total. Six units (3.30%) came in partially disassembled without brand labels.

**VII. Discussion**

**A. Tracking products by brand is complex and costly.**

First, the number of brands was greater than expected for all product lines. Prior to start of the project, the number of brands for each product was estimated. Results from the project show that the number of brands was significantly higher than estimates.

	Estimate	Brand Tally
TV brand names	90	282
Computer monitor brand names	70	458
CPU brand names	15	481
Laptop brand names	10	56
Total number of units	Range of 30,053 – 41,473 units	37,789 units

Second, verifying the brand names, particularly those uncommon brands that make up small portions of the total, was difficult and time consuming. Linking a manufacturer to every brand name would pose challenges as well. Many manufacturers sell products under one or more brand names. For example, Panasonic (Matsushita Electric) sells products under the brand names of Panasonic (brand for all product categories), Quasar (region-specific brand used in North America for products such as color TV sets, VCRs, and microwaves), and Technics (product-specific brand for hi-fi audio products and electronic musical instruments). Thomson sells TVs under the RCA brand label. The manufacturing of televisions bearing the brand names of Sears, JC Penney, and Montgomery Ward was probably outsourced from TV manufacturers.

Information about the brands and their status was not readily available. This project did not attempt to determine which brands would be considered orphan waste. Knowledgeable stakeholders would have to be relied upon to verify brand names, identify the manufacturers of the brands, and determine if the manufacturers and brands still exist.

Third, the project slowed down the operations of the dismantler, PPL Industries. One-half hour to one hour of extra time per delivery was required to record the brand names. The cost to record the brand names was \$.35 per unit. The costs do not include data entry, data analysis, and project management.

Fourth, extra space would be required to store and ship electronics that may be sorted by brand as part of an electronics recycling system.

For the reasons above, Hennepin County would oppose brand sorting, at any level, as a continuous activity of any recycling program of electronics. Brand sorting proved to be inefficient and costly for the consumer electronics recycling program. There may be a need, however, for additional brand studies on a time-limited basis.

## **B. Policy Implications**

Given the complexity of the electronics industry and the multiplicity of brands, this study suggests that the Advance Recycling Fee (ARF) model should be more feasible to implement and oversee than other models.

### **Discussion of the models**

1. The Advance Recycling Fee (ARF) model would fund the recycling of electronic waste, including future waste resulting from current and future sales, as well as historic waste (i.e., electronics made and sold prior to the implementation of the fee) and orphan waste (previously manufactured by, or bearing the brand name of, a company which is no longer in business). Historic and orphan wastes likely make up a significant portion of today's electronic waste. Another effect of an ARF is that customers of current electronics makers would pay an ARF to recycle products that were made by companies that now have less market share.

The State of California enacted legislation in 2003, which mandates a variable advance recycling fee on televisions that contain a CRT, computer monitors that contain CRTs or use liquid crystal displays, laptop computers, and "bare" CRTs or any product that contains a CRT. The fee ranges from \$6 to \$10, based on size. The fee provides funding for collection, transportation, and recycling.

The Electronic Manufacturers' Coalition for Responsible Recycling has proposed a financing system that utilizes an Advance Recycling Fee. The coalition includes Hitachi America, IBM Corp., JVC America, Mitsubishi Digital Electronics America, Panasonic (Matsushita Electric), Philips Consumer Electronics North America, Samsung Electronics America, Sanyo Fisher Company, Sharp Electronics, Sony Electronics, and Thomson Inc.

2. The Individual Responsibility model would require manufacturers to recycle their return share of electronics plus a portion of the orphan wastes. In theory, this system would provide an incentive to manufacturers to make products that are less hazardous and easier to recycle (i.e., designed for the environment).

New market entrants, by having less return share of electronic waste, may have a competitive advantage over companies with a longer history and a greater return share of electronic waste.

Given that the Hennepin County research identified approximately 1,000 unique brand names of TVs, computer monitors, CPUs, and laptop computers, produced by an unknown number of manufacturers, the state would face a daunting challenge to effectively and fairly implement this model.

The State of Maine adopted an "Act to Protect the Public Health and the Environment by Providing for a System of Shared Responsibility for the Safe Collection and Recycling of Electronic Waste" during its 2004 legislative session. Manufacturers will be required to submit recycling plans by March 1, 2005, and implement their plans by January 1, 2006. The products covered include computer monitors and televisions. There will also be labeling requirements for CPUs.

Dell and Hewlett Packard favor the Individual Responsibility Model.

## VIII. Study Comparison

The leading brands found in the Hennepin County study can be compared to similar studies conducted in Florida and Minnesota. Tables 2-5 below are presented as a study comparison. The brands are listed in alphabetical order and the studies are shown side by side.

The Florida Department of Environmental Protection is conducting a brand distribution project over a 12-month period that began in April 2004. The project may sort as many as 150 loads by brand name. The products are being collected from the residential and small business sources. The project results are available on the Florida Department of Environmental Protection's web site:

<http://www.dep.state.fl.us/waste/categories/electronics/pages/FloridaElectronicProductBrandDistributionProject.htm>. See the second columns in Tables 2, 3, 4, and 5.

The Minnesota Office of Environmental Assistance (MOEA) conducted an analysis of brands collected during three-day event in September 2004 at a local electronics recycler. The results of the brand and vintage analysis research project are available from the MOEA at:

[www.moea.state.mn.us/stewardship/minnesota.cfm#asset](http://www.moea.state.mn.us/stewardship/minnesota.cfm#asset). See the third columns in Tables 2, 3, and 4.

In 1999, the Minnesota Office of Environmental Assistance conducted a demonstration project for recycling used electronics. A part of that project, the brand names of 7,200 televisions was recorded. The report is available from the MOEA at <http://www.moea.state.mn.us/plugin/report.cfm>. See the fourth columns in Table 2.

**Table 2: Return share of TVs, based on the number of units and listed in alphabetical order**

Brand	Hennepin County (17,314 TVs) July - Dec. 2004	Florida DEP (3,520 TVs) April - Dec. 2004	MOEA (237 TVs) Sept. 2004	Minnesota's Demonstration Project (7,209 TVs) 1999
Emerson	2.67%	2.02%	2.53%	1.93%
GE	5.30	4.26	2.95	6.69
GoldStar	1.06	1.76	--	1.44
Hitachi	1.50	1.73	--	--
JC Penney	1.96	.54	--	2.43
JVC	2.22	3.49	1.69	--
Magnavox	5.27	2.24	3.38	4.70
MGA	1.10	.11	--	--
Mitsubishi	2.64	2.64	2.11	--
Montgomery Ward	2.65	.23	1.27	2.95
Panasonic	5.15	4.40	5.91	4.98
Philips	1.87	4.03	--	--
Quasar	1.48	1.70	--	1.54
RCA	13.87	11.48	17.30	17.69
Samsung	4.07	3.75	3.80	1.05
Sanyo	3.22	3.01	2.95	--
Sears	2.67	2.84	2.95	4.79
Sharp	3.59	5.45	3.38	2.36
Sony	4.13	7.19	4.64	5.04
Sylvania	1.17	1.48	1.27	4.40
Toshiba	2.87	3.41	4.22	1.11
Unknown	1.78	2.44	1.27	--
Zenith	10.37	14.23	10.55	19.34
All other	17.39	15.54	27.85	17.58

Table 3: Return share of monitors, based on the number of units and listed in alphabetical order

Brand	Hennepin County (11,920 monitors) July - Dec. 2004	Florida DEP (2,905 monitors) April - Dec. 2004	MOEA (464 monitors) Sept. 2004
Acer	3.30%	1.65%	3.02%
Apple	9.14	4.34	14.44
Compaq	8.78	7.02	7.54
CTX	5.54	3.20	5.39
Dell	4.63	7.44	3.23
EMC Multisystems	1.95	1.41	--
Gateway	6.10	5.71	5.17
GoldStar	1.28	.69	1.72
HP	2.31	2.72	1.72
Hitachi	1.13	.48	--
IBM	6.37	6.95	5.39
KDS	1.52	1.27	--
Macintosh	3.26	Collectors may have counted as Apple	Counted as Apple
Micron	1.33	.79	1.08
NEC	5.70	4.06	3.45
Packard Bell	7.72	7.30	5.39
Samsung	1.90	3.17	1.94
Sony	2.51	1.69	3.23
ViewSonic	2.39	1.62	1.94
Unknown	1.32	.65	2.16(N/A)
All other	21.83	37.83	33.19

Table 4: Return share of CPUs, based on the number of units and listed in alphabetical order

Brand	Hennepin County (7,846 CPUs) July - Dec. 2004	Florida DEP (2,256 desktop computers) April - Dec. 2004	MOEA (299 desktop PCs) Sept. 2004
Acer	1.91%	.93%	2.01%
Apple	5.52	7.36	10.03
Compaq	12.36	10.02	9.03
Dell	4.95	8.87	3.68
Digital	1.02	1.51	--
EMC Multisystems	1.38	.04	--
Elite	1.17	.04	--
Express	1.58	--	--
Gateway	6.31	4.88	8.70
HP	3.86	4.79	5.69
IBM	7.72	9.26	9.36
Macintosh	4.77	0.09 (Collectors may have counted as Apple)	Included with Apple
Micron	1.06	.31	--
NEC	1.27	1.24	1.00
Packard Bell	7.37	7.27	6.69
Unknown	15.49	1.64	8.36 (N/A)
All other	22.27	41.76	35.45

Table 5: Return share of laptop computers, based on the number of units and listed in alphabetical order

Brand	Hennepin County (527 laptops) July - Dec. 2004	Florida DEP (36 laptops) April - Dec. 2004
Apple	13.28%	--
Compaq	17.84	5.56%
Dell	5.12	19.44
Gateway	1.90	5.56
HP	2.28	--
IBM	11.95	13.89
Macintosh	5.50	--
NEC	3.23	5.56
Packard Bell	1.14	2.78
Samsung	2.28	--
Satellite Pro	3.04	--
Toshiba	12.14	8.33
Unknown	2.47	11.11
Zenith	2.47	--
All other	15.37	27.78

## Appendix

### Brand Tally Charts and Data:

Chart-Total Units

Brand Tally Summary

TVs-Chart

TVs-Top 1%

TVs-All

TVs-Brands by Size

TVs-Console

TVs-Medium 19-30"

TVs-Small <18"

Monitors-Chart

Monitors-Top 1%

Monitors-All

CPUs-Chart

CPUs-Top 1%

CPUs-All

Laptops-Chart

Laptops-Top 1%

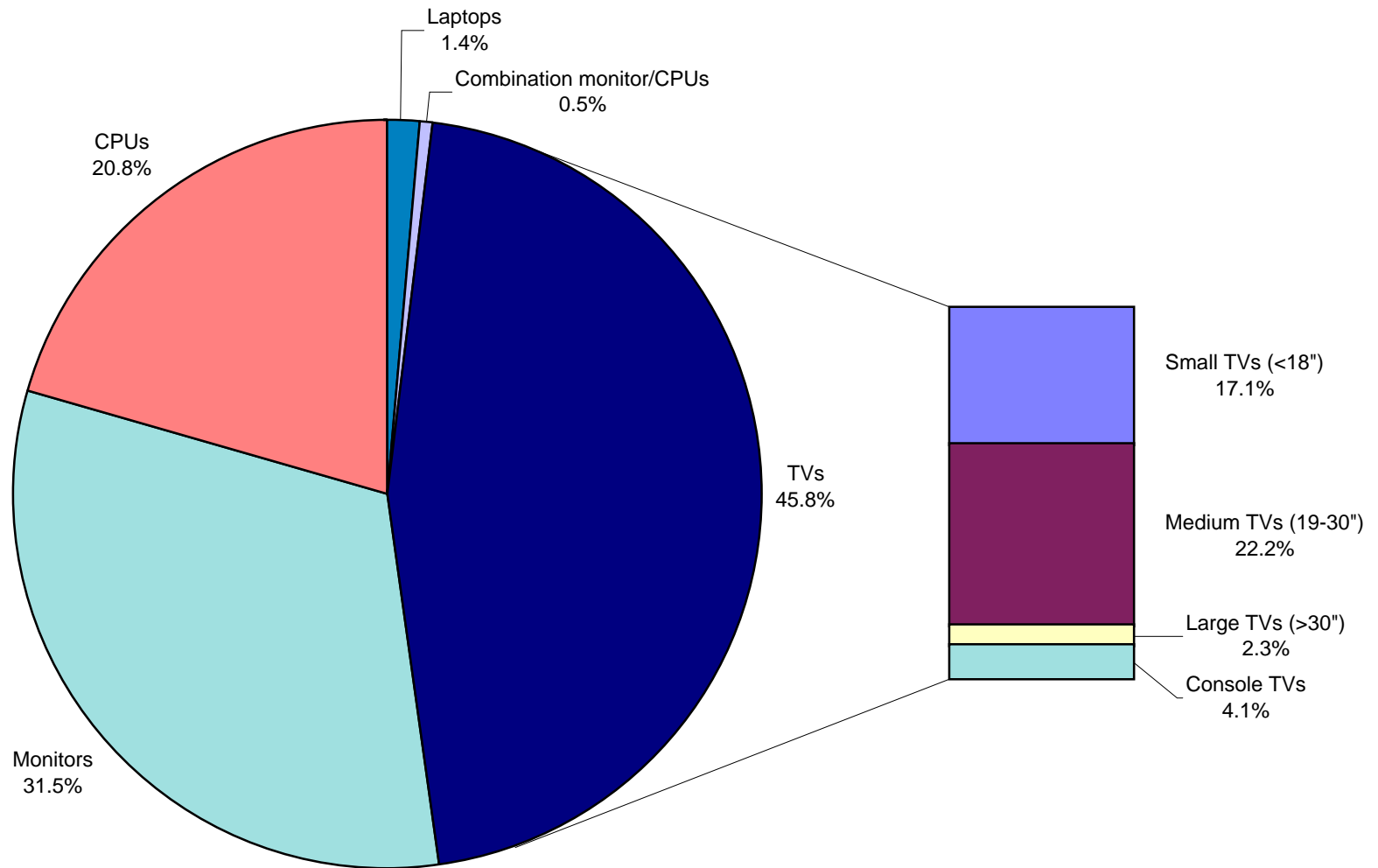
Laptops-All

Combination Units-Chart

Combination Units

# Total Units Talled

Number of Units: 37,789



<b>PPL brand tally labor and administration costs</b>	\$ 13,125.60
<i>Number of units</i>	37,789
<i>Cost per unit</i>	\$ 0.35

**Number of units tallied:**

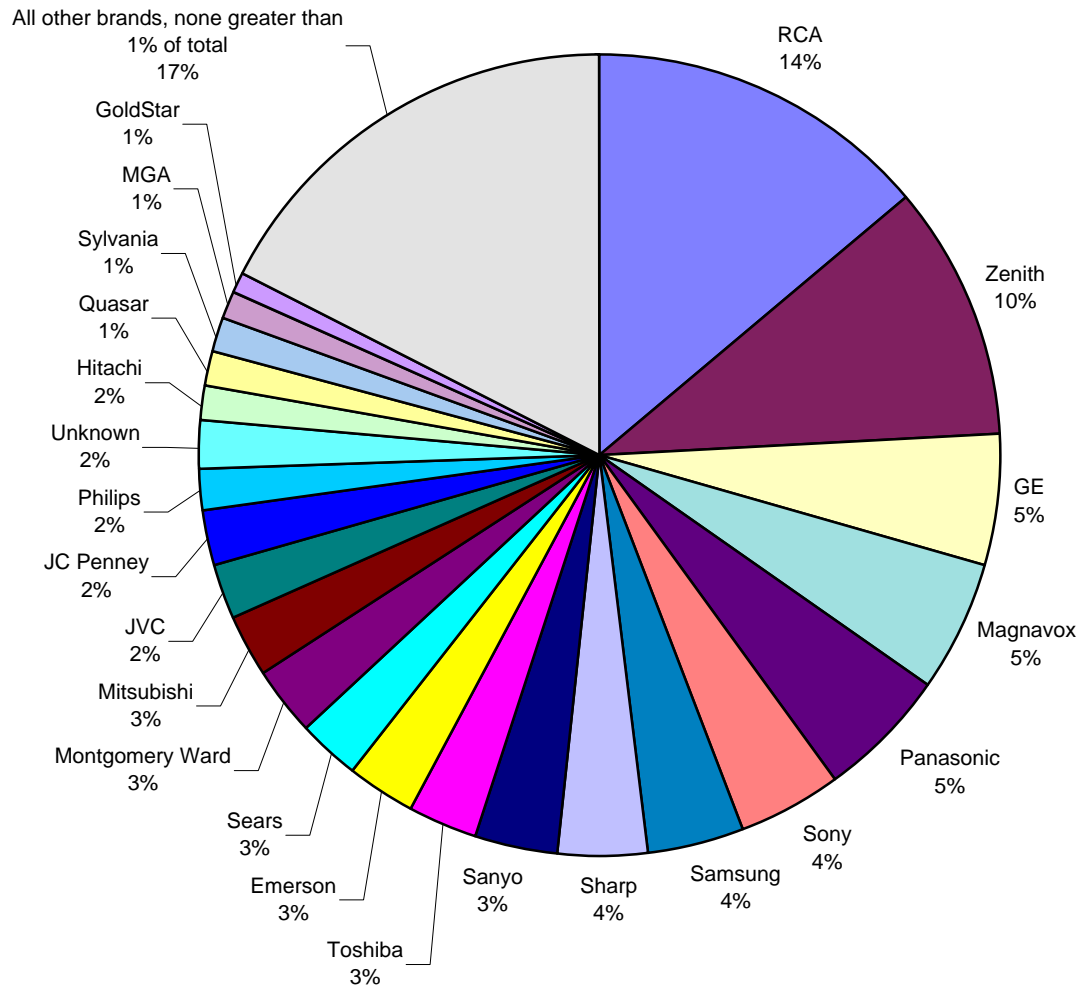
Small TVs (<18")	6,465	17.11%
Medium TVs (19-30")	8,407	22.25%
Large TVs (>30")	886	2.34%
Console TVs	1,556	4.12%
<b>Total Televisions</b>	<b>17,314</b>	<b>45.82%</b>
Monitors	11,920	31.54%
CPUs	7,846	20.76%
Laptops	527	1.39%
Combination monitor/CPUs	182	0.48%
<b>Total units tallied</b>	<b>37,789</b>	

<b>Total other electronic products, not tallied</b>	<b>30,972</b>
---	---------------

<i>Total tons delivered (all types of e-waste, July - Dec. 2004)</i>	961
<i>Total units delivered, July - Dec. 2004</i>	68,761

<i>Total tons delivered (all types) Jan. - Dec. 2004</i>	1,917
<i>Total units delivered Jan. - Dec. 2004</i>	131,431

# Televisions: 17,314 units



## Televisions

<b>Brand</b>	<b>Number of Units</b>	<b>Percent</b>
RCA	2,402	13.87%
Zenith	1,795	10.37%
GE	917	5.30%
Magnavox	912	5.27%
Panasonic	892	5.15%
Sony	715	4.13%
Samsung	705	4.07%
Sharp	622	3.59%
Sanyo	557	3.22%
Toshiba	497	2.87%
Emerson	462	2.67%
Sears	462	2.67%
Montgomery Ward	459	2.65%
Mitsubishi	457	2.64%
JVC	385	2.22%
JC Penney	339	1.96%
Philips	324	1.87%
Unknown	308	1.78%
Hitachi	260	1.50%
Quasar	256	1.48%
Sylvania	202	1.17%
MGA	191	1.10%
GoldStar	184	1.06%
All other brands, none greater than 1% of total	3,011	17.39%
<b>Total</b>	<b>17,314</b>	<b>100.00%</b>

Number of brands 281

## Televisions

<b>Brand</b>	<b>Number of Units</b>	<b>Percent</b>
RCA	2,402	13.87%
Zenith	1,795	10.37%
GE	917	5.30%
Magnavox	912	5.27%
Panasonic	892	5.15%
Sony	715	4.13%
Samsung	705	4.07%
Sharp	622	3.59%
Sanyo	557	3.22%
Toshiba	497	2.87%
Emerson	462	2.67%
Sears	462	2.67%
Montgomery Ward	459	2.65%
Mitsubishi	457	2.64%
JVC	385	2.22%
JC Penney	339	1.96%
Philips	324	1.87%
Unknown	308	1.78%
Hitachi	260	1.50%
Quasar	256	1.48%
Sylvania	202	1.17%
MGA	191	1.10%
GoldStar	184	1.06%
Memorex	165	0.95%
Symphonic	161	0.93%
Daewoo	150	0.87%
MAG	150	0.87%
Sansui	150	0.87%
Funai	133	0.77%
Fisher	117	0.68%
NEC	113	0.65%
Orion	112	0.65%
Curtis Mathis	105	0.61%
Admiral	99	0.57%
KTV	94	0.54%
Sampo	94	0.54%
LXI	93	0.54%
AOC	86	0.50%
KMC	83	0.48%
Philco	83	0.48%
Technics	83	0.48%
GPX	56	0.32%
Broksonic	51	0.29%
Signature	50	0.29%
Realistic	46	0.27%
Midland	38	0.22%
Motorola	33	0.19%
ADC	28	0.16%
Apex	26	0.15%
Haier	26	0.15%
TMK	25	0.14%

## Televisions

<b>Brand</b>	<b>Number of Units</b>	<b>Percent</b>
Daytron	24	0.14%
Picture Tube/Bare CRT	17	0.10%
Contec	15	0.09%
Teknika	15	0.09%
IMA	13	0.08%
Spectra	13	0.08%
Bentley	11	0.06%
Thomson	11	0.06%
Craig	10	0.06%
Black Stripe	9	0.05%
Mark	9	0.05%
Penncrest	9	0.05%
Pro Scan	9	0.05%
Bohsei	8	0.05%
A-Mark	9	0.05%
Alaron	7	0.04%
Crown	7	0.04%
Fujitsu	7	0.04%
Dynatech	6	0.03%
Westinghouse	6	0.03%
Blackstreet	5	0.03%
Poland	5	0.03%
Polaroid	5	0.03%
Portland	5	0.03%
Rutherford	5	0.03%
Samtron	5	0.03%
Totevision	5	0.03%
Action	4	0.02%
Amdek	4	0.02%
Bell-Howell	4	0.02%
Capehart	4	0.02%
Conar	4	0.02%
Coronado	4	0.02%
Envision	4	0.02%
Hyundai	4	0.02%
JRI	4	0.02%
Kamp	4	0.02%
Lloyds	4	0.02%
Luce	4	0.02%
Lynitron	4	0.02%
Mini Fersona	4	0.02%
NetTV	4	0.02%
RAC	4	0.02%
Star	4	0.02%
Yamaha	4	0.02%
Claytron	3	0.02%
Dayton	3	0.02%
Dovico	3	0.02%
Dumont	3	0.02%
Marshall	3	0.02%
Proton	3	0.02%

## Televisions

<b>Brand</b>	<b>Number of Units</b>	<b>Percent</b>
Solarism	3	0.02%
Solid State	3	0.02%
Tatung	3	0.02%
Viewsonic	3	0.02%
Advent	2	0.01%
Airline	2	0.01%
Alarow	2	0.01%
Ambassador	2	0.01%
Audiovox	2	0.01%
Black Star	2	0.01%
BMC	2	0.01%
Celebrity	2	0.01%
Commodore	2	0.01%
Cornea Systems, Inc.	2	0.01%
EMC Multisystems	2	0.01%
Jensen	2	0.01%
Kenwood	2	0.01%
Kmart	2	0.01%
Lilytron	2	0.01%
LUX	2	0.01%
Micron	2	0.01%
Monivision	2	0.01%
Packard Bell	2	0.01%
Planar	2	0.01%
Power Acoustik	2	0.01%
Princeton	2	0.01%
Radio Shack	2	0.01%
Rhapsody	2	0.01%
Silvertone Medalist	2	0.01%
Square View	2	0.01%
SR 200	2	0.01%
SV-2000	2	0.01%
TMA	2	0.01%
Tozal	2	0.01%
Trimatir	2	0.01%
White Westinghouse	2	0.01%
Wyse	2	0.01%
3000	1	0.01%
A Make	1	0.01%
A.D.C.	1	0.01%
A.N. Mack	1	0.01%
Accuscan	1	0.01%
Acer	1	0.01%
ADI	1	0.01%
Aloron	1	0.01%
Alron	1	0.01%
AMI	1	0.01%
Amtron	1	0.01%
Apple	1	0.01%
Apwex	1	0.01%
ARC	1	0.01%

## Televisions

<b>Brand</b>	<b>Number of Units</b>	<b>Percent</b>
Audiotronics	1	0.01%
AVT Amerila	1	0.01%
Basador	1	0.01%
Bio Scan	1	0.01%
Biosonic	1	0.01%
Bradford	1	0.01%
Candle	1	0.01%
Capri	1	0.01%
Champion	1	0.01%
Chanel Touch	1	0.01%
Clayton	1	0.01%
CM	1	0.01%
Cody	1	0.01%
Color Pilot	1	0.01%
Color Track	1	0.01%
Color Trek	1	0.01%
CompuAdd	1	0.01%
Crosiey	1	0.01%
Crosley	1	0.01%
Cyber Home	1	0.01%
D&S	1	0.01%
Daytren	1	0.01%
Deluxe	1	0.01%
Destination	1	0.01%
DHC	1	0.01%
Dimensia	1	0.01%
DTI	1	0.01%
Dynotec	1	0.01%
Eaton	1	0.01%
Econoquick	1	0.01%
Funasonic	1	0.01%
Gateway	1	0.01%
Gemstar	1	0.01%
GM	1	0.01%
Gold Beam	1	0.01%
Gran Prix	1	0.01%
Hallmark	1	0.01%
Heath	1	0.01%
Heathkit	1	0.01%
Hilacli	1	0.01%
Hi-Tech	1	0.01%
Honeywell	1	0.01%
HP	1	0.01%
HTT	1	0.01%
IMOA	1	0.01%
K.T.V.	1	0.01%
KDC	1	0.01%
KDS	1	0.01%
KEC	1	0.01%
Kemp	1	0.01%
King Viaco Cable	1	0.01%

## Televisions

<b>Brand</b>	<b>Number of Units</b>	<b>Percent</b>
Konika	1	0.01%
Kumbo	1	0.01%
LG Electronics	1	0.01%
Lindtron	1	0.01%
Linytron	1	0.01%
Lotus	1	0.01%
LXT	1	0.01%
Magnavox-tv/radio	1	0.01%
Maxi Matic	1	0.01%
MaxiVision	1	0.01%
Medion	1	0.01%
Mega	1	0.01%
Megatron	1	0.01%
Micrognosis	1	0.01%
Midland TV/Radio	1	0.01%
Mitsuba	1	0.01%
Mobile Videos	1	0.01%
MPO	1	0.01%
MPR	1	0.01%
Multitec	1	0.01%
Multitech	1	0.01%
Munizo	1	0.01%
Mutz	1	0.01%
NCR	1	0.01%
New Vision	1	0.01%
New Vista	1	0.01%
Newtech	1	0.01%
NTC	1	0.01%
OAK	1	0.01%
Optiquest	1	0.01%
OSO	1	0.01%
Partland	1	0.01%
Performance	1	0.01%
Philips Magnavox	1	0.01%
Pioneer	1	0.01%
Prima	1	0.01%
Randix	1	0.01%
Raulaud	1	0.01%
Relisys	1	0.01%
Sahil	1	0.01%
Salca	1	0.01%
Savil	1	0.01%
Sentrye	1	0.01%
Setchell-Carlson	1	0.01%
Shioltee	1	0.01%
SI 360	1	0.01%
Skyter	1	0.01%
Smart Series	1	0.01%
Smurt Chirici	1	0.01%
Spacemaker	1	0.01%
Spectra 2000	1	0.01%

## Televisions

<b>Brand</b>	<b>Number of Units</b>	<b>Percent</b>
SR100	1	0.01%
SR300	1	0.01%
Star Konie	1	0.01%
Star Light	1	0.01%
Star Lite	1	0.01%
Starlite	1	0.01%
SuperCom	1	0.01%
SV-200	1	0.01%
Syntouch	1	0.01%
Sylvania	1	0.01%
Taxan	1	0.01%
Tekrika	1	0.01%
Tele Color	1	0.01%
The Vision	1	0.01%
Thomac	1	0.01%
Thomas	1	0.01%
Trade	1	0.01%
Trinitron	1	0.01%
Trinutru	1	0.01%
True Blue	1	0.01%
TV	1	0.01%
United	1	0.01%
Voxon	1	0.01%
Wetech	1	0.01%
White	1	0.01%
White Westing	1	0.01%
Zero	1	0.01%
<i>Total</i>	17,314	

Number of brands 281

## Televisions

<b>Brand</b>	<b>Number of Units</b>	<b>Product Name</b>
3000	1	Medium Television (19-30")
<i>3000 Total</i>	1	
A Make	1	Small Television (<18")
<i>A Make Total</i>	1	
A.D.C.	1	Small Television (<18")
<i>A.D.C. Total</i>	1	
A.N. Mack	1	Medium Television (19-30")
<i>A.N. Mack Total</i>	1	
Accuscan	1	Medium Television (19-30")
<i>Accuscan Total</i>	1	
Acer	1	Medium Television (19-30")
<i>Acer Total</i>	1	
Action	4	Small Television (<18")
<i>Action Total</i>	4	
ADC	10	Medium Television (19-30")
ADC	18	Small Television (<18")
<i>ADC Total</i>	28	
ADI	1	Small Television (<18")
<i>ADI Total</i>	1	
Admiral	12	Floor Television (console)
Admiral	8	Large Television (>30")
Admiral	44	Medium Television (19-30")
Admiral	35	Small Television (<18")
<i>Admiral Total</i>	99	
Advent	1	Floor Television (console)
Advent	1	Small Television (<18")
<i>Advent Total</i>	2	
Airline	1	Floor Television (console)
Airline	1	Medium Television (19-30")
<i>Airline Total</i>	2	
Alaron	1	Medium Television (19-30")
Alaron	6	Small Television (<18")
<i>Alaron Total</i>	7	
Alarow	2	Small Television (<18")
<i>Alarow Total</i>	2	
Aloron	1	Small Television (<18")
<i>Aloron Total</i>	1	
Alron	1	Small Television (<18")
<i>Alron Total</i>	1	
A-Mark	3	Medium Television (19-30")
A-Mark	6	Small Television (<18")
<i>A-Mark Total</i>	9	
Ambassador	2	Medium Television (19-30")
<i>Ambassador Total</i>	2	
Amdek	4	Small Television (<18")
<i>Amdek Total</i>	4	
AMI	1	Small Television (<18")
<i>AMI Total</i>	1	

## Televisions

<b>Brand</b>	<b>Number of Units</b>	<b>Product Name</b>
Amtron	1	Small Television (<18")
<i>Amtron Total</i>	1	
AOC	1	Floor Television (console)
AOC	1	Large Television (>30")
AOC	45	Medium Television (19-30")
AOC	39	Small Television (<18")
<i>AOC Total</i>	86	
Apex	1	Floor Television (console)
Apex	13	Medium Television (19-30")
Apex	12	Small Television (<18")
<i>Apex Total</i>	26	
Apple	1	Small Television (<18")
<i>Apple Total</i>	1	
Apwex	1	Small Television (<18")
<i>Apwex Total</i>	1	
ARC	1	Small Television (<18")
<i>ARC Total</i>	1	
Audiotronics	1	Small Television (<18")
<i>Audiotronics Total</i>	1	
Audiovox	2	Small Television (<18")
<i>Audiovox Total</i>	2	
AVT Amerila	1	Small Television (<18")
<i>AVT Amerila Total</i>	1	
Basador	1	Small Television (<18")
<i>Basador Total</i>	1	
Bell-Howell	2	Medium Television (19-30")
Bell-Howell	2	Small Television (<18")
<i>Bell-Howell Total</i>	4	
Bentley	11	Small Television (<18")
<i>Bentley Total</i>	11	
Bio Scan	1	Small Television (<18")
<i>Bio Scan Total</i>	1	
Biosonic	1	Small Television (<18")
<i>Biosonic Total</i>	1	
Black Star	1	Medium Television (19-30")
Black Star	1	Small Television (<18")
<i>Black Star Total</i>	2	
Black Stripe	5	Medium Television (19-30")
Black Stripe	4	Small Television (<18")
<i>Black Stripe Total</i>	9	
Blackstreet	1	Medium Television (19-30")
Blackstreet	4	Small Television (<18")
<i>Blackstreet Total</i>	5	
BMC	2	Small Television (<18")
<i>BMC Total</i>	2	
Bohsei	1	Medium Television (19-30")
Bohsei	7	Small Television (<18")
<i>Bohsei Total</i>	8	

## Televisions

<b>Brand</b>	<b>Number of Units</b>	<b>Product Name</b>
Bradford	1	Small Television (<18")
<i>Bradford Total</i>	1	
Broksonic	3	Floor Television (console)
Broksonic	2	Large Television (>30")
Broksonic	22	Medium Television (19-30")
Broksonic	24	Small Television (<18")
<i>Broksonic Total</i>	51	
Candle	1	Small Television (<18")
<i>Candle Total</i>	1	
Capehart	1	Large Television (>30")
Capehart	2	Medium Television (19-30")
Capehart	1	Small Television (<18")
<i>Capehart Total</i>	4	
Capri	1	Small Television (<18")
<i>Capri Total</i>	1	
Celebrity	2	Medium Television (19-30")
<i>Celebrity Total</i>	2	
Champion	1	Medium Television (19-30")
<i>Champion Total</i>	1	
Chanel Touch	1	Medium Television (19-30")
<i>Chanel Touch Total</i>	1	
Clayton	1	Small Television (<18")
<i>Clayton Total</i>	1	
Claytron	3	Small Television (<18")
<i>Claytron Total</i>	3	
CM	1	Medium Television (19-30")
<i>CM Total</i>	1	
Cody	1	Small Television (<18")
<i>Cody Total</i>	1	
Color Pilot	1	Medium Television (19-30")
<i>Color Pilot Total</i>	1	
Color Track	1	Medium Television (19-30")
<i>Color Track Total</i>	1	
Color Trek	1	Medium Television (19-30")
<i>Color Trek Total</i>	1	
Commodore	2	Small Television (<18")
<i>Commodore Total</i>	2	
CompuAdd	1	Medium Television (19-30")
<i>CompuAdd Total</i>	1	
Conar	1	Medium Television (19-30")
Conar	3	Small Television (<18")
<i>Conar Total</i>	4	
Contec	2	Medium Television (19-30")
Contec	13	Small Television (<18")
<i>Contec Total</i>	15	
Cornea Systems, Inc.	1	Floor Television (console)
Cornea Systems, Inc.	1	Medium Television (19-30")
<i>Cornea Systems, Inc. Total</i>	2	

## Televisions

<b>Brand</b>	<b>Number of Units</b>	<b>Product Name</b>
Coronado	2	Medium Television (19-30")
Coronado	2	Small Television (<18")
<i>Coronado Total</i>	4	
Craig	5	Medium Television (19-30")
Craig	5	Small Television (<18")
<i>Craig Total</i>	10	
Crosiey	1	Medium Television (19-30")
<i>Crosiey Total</i>	1	
Crosley	1	Medium Television (19-30")
<i>Crosley Total</i>	1	
Crown	7	Small Television (<18")
<i>Crown Total</i>	7	
Curtis Mathis	20	Floor Television (console)
Curtis Mathis	3	Large Television (>30")
Curtis Mathis	52	Medium Television (19-30")
Curtis Mathis	30	Small Television (<18")
<i>Curtis Mathis Total</i>	105	
Cyber Home	1	Medium Television (19-30")
<i>Cyber Home Total</i>	1	
D&S	1	Small Television (<18")
<i>D&amp;S Total</i>	1	
Daewoo	2	Floor Television (console)
Daewoo	4	Large Television (>30")
Daewoo	81	Medium Television (19-30")
Daewoo	63	Small Television (<18")
<i>Daewoo Total</i>	150	
Dayton	1	Medium Television (19-30")
Dayton	2	Small Television (<18")
<i>Dayton Total</i>	3	
Daytren	1	Small Television (<18")
<i>Daytren Total</i>	1	
Daytron	1	Floor Television (console)
Daytron	11	Medium Television (19-30")
Daytron	12	Small Television (<18")
<i>Daytron Total</i>	24	
Deluxe	1	Small Television (<18")
<i>Deluxe Total</i>	1	
Destination	1	Large Television (>30")
<i>Destination Total</i>	1	
DHC	1	Small Television (<18")
<i>DHC Total</i>	1	
Dimensia	1	Medium Television (19-30")
<i>Dimensia Total</i>	1	
Dovico	3	Small Television (<18")
<i>Dovico Total</i>	3	
DTI	1	Medium Television (19-30")
<i>DTI Total</i>	1	
Dumont	1	Floor Television (console)
Dumont	1	Medium Television (19-30")

## Televisions

<b>Brand</b>	<b>Number of Units</b>	<b>Product Name</b>
Dumont	1	Small Television (<18")
<i>Dumont Total</i>	3	
Dynatech	1	Floor Television (console)
Dynatech	5	Small Television (<18")
<i>Dynatech Total</i>	6	
Dynotec	1	Small Television (<18")
<i>Dynotec Total</i>	1	
Eaton	1	Small Television (<18")
<i>Eaton Total</i>	1	
Econoquick	1	Medium Television (19-30")
<i>Econoquick Total</i>	1	
EMC Multisystems	2	Medium Television (19-30")
<i>EMC Multisystems Total</i>	2	
Emerson	1	Floor Television (console)
Emerson	14	Large Television (>30")
Emerson	168	Medium Television (19-30")
Emerson	279	Small Television (<18")
<i>Emerson Total</i>	462	
Envision	4	Medium Television (19-30")
<i>Envision Total</i>	4	
Fisher	6	Floor Television (console)
Fisher	7	Large Television (>30")
Fisher	60	Medium Television (19-30")
Fisher	44	Small Television (<18")
<i>Fisher Total</i>	117	
Fujitsu	3	Medium Television (19-30")
Fujitsu	4	Small Television (<18")
<i>Fujitsu Total</i>	7	
Funai	1	Floor Television (console)
Funai	7	Large Television (>30")
Funai	23	Medium Television (19-30")
Funai	102	Small Television (<18")
<i>Funai Total</i>	133	
Funasonic	1	Small Television (<18")
<i>Funasonic Total</i>	1	
Gateway	1	Large Television (>30")
<i>Gateway Total</i>	1	
GE	48	Floor Television (console)
GE	44	Large Television (>30")
GE	423	Medium Television (19-30")
GE	402	Small Television (<18")
<i>GE Total</i>	917	
Gemstar	1	Floor Television (console)
<i>Gemstar Total</i>	1	
GM	1	Floor Television (console)
<i>GM Total</i>	1	
Gold Beam	1	Small Television (<18")
<i>Gold Beam Total</i>	1	
GoldStar	4	Floor Television (console)

## Televisions

<b>Brand</b>	<b>Number of Units</b>	<b>Product Name</b>
GoldStar	3	Large Television (>30")
GoldStar	75	Medium Television (19-30")
GoldStar	102	Small Television (<18")
<i>GoldStar Total</i>	184	
GPX	2	Floor Television (console)
GPX	1	Large Television (>30")
GPX	25	Medium Television (19-30")
GPX	28	Small Television (<18")
<i>GPX Total</i>	56	
Gran Prix	1	Medium Television (19-30")
<i>Gran Prix Total</i>	1	
Haier	1	Floor Television (console)
Haier	1	Large Television (>30")
Haier	11	Medium Television (19-30")
Haier	13	Small Television (<18")
<i>Haier Total</i>	26	
Hallmark	1	Medium Television (19-30")
<i>Hallmark Total</i>	1	
Heath	1	Floor Television (console)
<i>Heath Total</i>	1	
Heathkit	1	Medium Television (19-30")
<i>Heathkit Total</i>	1	
Hilacli	1	Large Television (>30")
<i>Hilacli Total</i>	1	
Hitachi	9	Floor Television (console)
Hitachi	8	Large Television (>30")
Hitachi	153	Medium Television (19-30")
Hitachi	90	Small Television (<18")
<i>Hitachi Total</i>	260	
Hi-Tech	1	Small Television (<18")
<i>Hi-Tech Total</i>	1	
Honeywell	1	Small Television (<18")
<i>Honeywell Total</i>	1	
HP	1	Small Television (<18")
<i>HP Total</i>	1	
HTT	1	Small Television (<18")
<i>HTT Total</i>	1	
Hyundai	1	Large Television (>30")
Hyundai	1	Medium Television (19-30")
Hyundai	2	Small Television (<18")
<i>Hyundai Total</i>	4	
IMA	2	Medium Television (19-30")
IMA	11	Small Television (<18")
<i>IMA Total</i>	13	
IMOA	1	Small Television (<18")
<i>IMOA Total</i>	1	
JC Penney	17	Floor Television (console)
JC Penney	10	Large Television (>30")
JC Penney	157	Medium Television (19-30")

## Televisions

<b>Brand</b>	<b>Number of Units</b>	<b>Product Name</b>
JC Penney	155	Small Television (<18")
<i>JC Penney Total</i>	339	
Jensen	1	Floor Television (console)
Jensen	1	Medium Television (19-30")
<i>Jensen Total</i>	2	
JRI	1	Floor Television (console)
JRI	1	Large Television (>30")
JRI	2	Medium Television (19-30")
<i>JRI Total</i>	4	
JVC	2	Floor Television (console)
JVC	32	Large Television (>30")
JVC	265	Medium Television (19-30")
JVC	86	Small Television (<18")
<i>JVC Total</i>	385	
Kamp	1	Medium Television (19-30")
Kamp	3	Small Television (<18")
<i>Kamp Total</i>	4	
KDC	1	Small Television (<18")
<i>KDC Total</i>	1	
KDS	1	Small Television (<18")
<i>KDS Total</i>	1	
KEC	1	Small Television (<18")
<i>KEC Total</i>	1	
Kemp	1	Small Television (<18")
<i>Kemp Total</i>	1	
Kenwood	1	Floor Television (console)
Kenwood	1	Medium Television (19-30")
<i>Kenwood Total</i>	2	
King Viaco Cable	1	Medium Television (19-30")
<i>King Viaco Cable Total</i>	1	
Kmart	2	Small Television (<18")
<i>Kmart Total</i>	2	
KMC	42	Medium Television (19-30")
KMC	41	Small Television (<18")
<i>KMC Total</i>	83	
Konika	1	Medium Television (19-30")
<i>Konika Total</i>	1	
KTV	4	Floor Television (console)
KTV	42	Medium Television (19-30")
KTV	49	Small Television (<18")
<i>KTV Total</i>	95	
Kumbo	1	Small Television (<18")
<i>Kumbo Total</i>	1	
LG Electronics	1	Medium Television (19-30")
<i>LG Electronics Total</i>	1	
Lilytron	1	Medium Television (19-30")
Lilytron	1	Small Television (<18")
<i>Lilytron Total</i>	2	
Lindtron	1	Floor Television (console)

## Televisions

<b>Brand</b>	<b>Number of Units</b>	<b>Product Name</b>
<i>Lindtron Total</i>	1	
Linytron	1	Medium Television (19-30")
<i>Linytron Total</i>	1	
Lloyds	1	Medium Television (19-30")
Lloyds	3	Small Television (<18")
<i>Lloyds Total</i>	4	
Lotus	1	Small Television (<18")
<i>Lotus Total</i>	1	
Luce	2	Large Television (>30")
Luce	1	Medium Television (19-30")
Luce	1	Small Television (<18")
<i>Luce Total</i>	4	
LUX	1	Floor Television (console)
LUX	1	Small Television (<18")
<i>LUX Total</i>	2	
LXI	5	Floor Television (console)
LXI	13	Large Television (>30")
LXI	42	Medium Television (19-30")
LXI	33	Small Television (<18")
<i>LXI Total</i>	93	
LXT	1	Large Television (>30")
<i>LXT Total</i>	1	
Lynitron	1	Large Television (>30")
Lynitron	2	Medium Television (19-30")
Lynitron	1	Small Television (<18")
<i>Lynitron Total</i>	4	
MAG	17	Floor Television (console)
MAG	8	Large Television (>30")
MAG	57	Medium Television (19-30")
MAG	68	Small Television (<18")
<i>MAG Total</i>	150	
Magnavox	123	Floor Television (console)
Magnavox	43	Large Television (>30")
Magnavox	429	Medium Television (19-30")
Magnavox	317	Small Television (<18")
<i>Magnavox Total</i>	912	
Magnavox-tv/radio	1	Small Television (<18")
<i>Magnavox-tv/radio Total</i>	1	
Mark	4	Medium Television (19-30")
Mark	5	Small Television (<18")
<i>Mark Total</i>	9	
Marshall	1	Medium Television (19-30")
Marshall	2	Small Television (<18")
<i>Marshall Total</i>	3	
Maxi Matic	1	Small Television (<18")
<i>Maxi Matic Total</i>	1	
MaxiVision	1	Small Television (<18")
<i>MaxiVision Total</i>	1	
Medion	1	Small Television (<18")

## Televisions

<b>Brand</b>	<b>Number of Units</b>	<b>Product Name</b>
<i>Medion Total</i>	1	
Mega	1	Small Television (<18")
<i>Mega Total</i>	1	
Megatron	1	Small Television (<18")
<i>Megatron Total</i>	1	
Memorex	20	Floor Television (console)
Memorex	12	Large Television (>30")
Memorex	93	Medium Television (19-30")
Memorex	40	Small Television (<18")
<i>Memorex Total</i>	165	
MGA	12	Floor Television (console)
MGA	11	Large Television (>30")
MGA	89	Medium Television (19-30")
MGA	79	Small Television (<18")
<i>MGA Total</i>	191	
Micrognosis	1	Small Television (<18")
<i>Micrognosis Total</i>	1	
Micron	2	Medium Television (19-30")
<i>Micron Total</i>	2	
Midland	3	Medium Television (19-30")
Midland	35	Small Television (<18")
<i>Midland Total</i>	38	
Midland TV/Radio	1	Small Television (<18")
<i>Midland TV/Radio Total</i>	1	
Mini Fersona	1	Medium Television (19-30")
Mini Fersona	3	Small Television (<18")
<i>Mini Fersona Total</i>	4	
Mitsuba	1	Medium Television (19-30")
<i>Mitsuba Total</i>	1	
Mitsubishi	62	Floor Television (console)
Mitsubishi	55	Large Television (>30")
Mitsubishi	261	Medium Television (19-30")
Mitsubishi	79	Small Television (<18")
<i>Mitsubishi Total</i>	457	
Mobile Videos	1	Small Television (<18")
<i>Mobile Videos Total</i>	1	
Monivision	1	Large Television (>30")
Monivision	1	Medium Television (19-30")
<i>Monivision Total</i>	2	
Montgomery Ward	42	Floor Television (console)
Montgomery Ward	11	Large Television (>30")
Montgomery Ward	192	Medium Television (19-30")
Montgomery Ward	214	Small Television (<18")
<i>Montgomery Ward Total</i>	459	
Motorola	7	Floor Television (console)
Motorola	2	Large Television (>30")
Motorola	11	Medium Television (19-30")
Motorola	13	Small Television (<18")
<i>Motorola Total</i>	33	

## Televisions

<b>Brand</b>	<b>Number of Units</b>	<b>Product Name</b>
MPO	1	Small Television (<18")
<i>MPO Total</i>	1	
MPR	1	Medium Television (19-30")
<i>MPR Total</i>	1	
Multitec	1	Medium Television (19-30")
<i>Multitec Total</i>	1	
Multitech	1	Medium Television (19-30")
<i>Multitech Total</i>	1	
Munizo	1	Floor Television (console)
<i>Munizo Total</i>	1	
Mutz	1	Medium Television (19-30")
<i>Mutz Total</i>	1	
NCR	1	Small Television (<18")
<i>NCR Total</i>	1	
NEC	5	Floor Television (console)
NEC	6	Large Television (>30")
NEC	65	Medium Television (19-30")
NEC	37	Small Television (<18")
<i>NEC Total</i>	113	
NetTV	1	Large Television (>30")
NetTV	3	Small Television (<18")
<i>NetTV Total</i>	4	
New Vision	1	Medium Television (19-30")
<i>New Vision Total</i>	1	
New Vista	1	Small Television (<18")
<i>New Vista Total</i>	1	
Newtech	1	Small Television (<18")
<i>Newtech Total</i>	1	
NTC	1	Small Television (<18")
<i>NTC Total</i>	1	
OAK	1	Medium Television (19-30")
<i>OAK Total</i>	1	
Optiquest	1	Small Television (<18")
<i>Optiquest Total</i>	1	
Orion	5	Floor Television (console)
Orion	5	Large Television (>30")
Orion	46	Medium Television (19-30")
Orion	56	Small Television (<18")
<i>Orion Total</i>	112	
OSO	1	Small Television (<18")
<i>OSO Total</i>	1	
Packard Bell	1	Floor Television (console)
Packard Bell	1	Medium Television (19-30")
<i>Packard Bell Total</i>	2	
Panasonic	37	Floor Television (console)
Panasonic	37	Large Television (>30")
Panasonic	377	Medium Television (19-30")
Panasonic	441	Small Television (<18")
<i>Panasonic Total</i>	892	

## Televisions

<b>Brand</b>	<b>Number of Units</b>	<b>Product Name</b>
Partland	1	Small Television (<18")
<i>Partland Total</i>	1	
Penncrest	2	Large Television (>30")
Penncrest	2	Medium Television (19-30")
Penncrest	5	Small Television (<18")
<i>Penncrest Total</i>	9	
Performance	1	Medium Television (19-30")
<i>Performance Total</i>	1	
Philco	7	Floor Television (console)
Philco	1	Large Television (>30")
Philco	28	Medium Television (19-30")
Philco	47	Small Television (<18")
<i>Philco Total</i>	83	
Philips	3	Floor Television (console)
Philips	17	Large Television (>30")
Philips	187	Medium Television (19-30")
Philips	117	Small Television (<18")
<i>Philips Total</i>	324	
Philips Magnavox	1	Medium Television (19-30")
<i>Philips Magnavox Total</i>	1	
Picture Tube/Bare CRT	1	Floor Television (console)
Picture Tube/Bare CRT	1	Large Television (>30")
Picture Tube/Bare CRT	7	Medium Television (19-30")
Picture Tube/Bare CRT	8	Small Television (<18")
<i>Picture Tube/Bare CRT Total</i>	17	
Pioneer	1	Small Television (<18")
<i>Pioneer Total</i>	1	
Planar	2	Small Television (<18")
<i>Planar Total</i>	2	
Poland	1	Large Television (>30")
Poland	3	Medium Television (19-30")
Poland	1	Small Television (<18")
<i>Poland Total</i>	5	
Polaroid	1	Medium Television (19-30")
Polaroid	4	Small Television (<18")
<i>Polaroid Total</i>	5	
Portland	3	Medium Television (19-30")
Portland	2	Small Television (<18")
<i>Portland Total</i>	5	
Power Acoustik	1	Large Television (>30")
Power Acoustik	1	Small Television (<18")
<i>Power Acoustik Total</i>	2	
Prima	1	Small Television (<18")
<i>Prima Total</i>	1	
Princeton	2	Medium Television (19-30")
<i>Princeton Total</i>	2	
Pro Scan	2	Large Television (>30")
Pro Scan	5	Medium Television (19-30")
Pro Scan	2	Small Television (<18")

## Televisions

<b>Brand</b>	<b>Number of Units</b>	<b>Product Name</b>
<i>Pro Scan Total</i>	9	
Proton	2	Medium Television (19-30")
Proton	1	Small Television (<18")
<i>Proton Total</i>	3	
Quasar	37	Floor Television (console)
Quasar	2	Large Television (>30")
Quasar	121	Medium Television (19-30")
Quasar	96	Small Television (<18")
<i>Quasar Total</i>	256	
RAC	4	Small Television (<18")
<i>RAC Total</i>	4	
Radio Shack	1	Medium Television (19-30")
Radio Shack	1	Small Television (<18")
<i>Radio Shack Total</i>	2	
Randix	1	Small Television (<18")
<i>Randix Total</i>	1	
Raulaud	1	Floor Television (console)
<i>Raulaud Total</i>	1	
RCA	428	Floor Television (console)
RCA	91	Large Television (>30")
RCA	1,192	Medium Television (19-30")
RCA	691	Small Television (<18")
<i>RCA Total</i>	2,402	
Realistic	2	Floor Television (console)
Realistic	1	Large Television (>30")
Realistic	21	Medium Television (19-30")
Realistic	22	Small Television (<18")
<i>Realistic Total</i>	46	
Relisys	1	Small Television (<18")
<i>Relisys Total</i>	1	
Rhapsody	2	Small Television (<18")
<i>Rhapsody Total</i>	2	
Rutherford	4	Floor Television (console)
Rutherford	1	Medium Television (19-30")
<i>Rutherford Total</i>	5	
Sahil	1	Small Television (<18")
<i>Sahil Total</i>	1	
Salca	1	Small Television (<18")
<i>Salca Total</i>	1	
Sampo	3	Floor Television (console)
Sampo	3	Large Television (>30")
Sampo	49	Medium Television (19-30")
Sampo	39	Small Television (<18")
<i>Sampo Total</i>	94	
Samsung	30	Floor Television (console)
Samsung	20	Large Television (>30")
Samsung	359	Medium Television (19-30")
Samsung	296	Small Television (<18")
<i>Samsung Total</i>	705	

## Televisions

<b>Brand</b>	<b>Number of Units</b>	<b>Product Name</b>
Samtron	3	Medium Television (19-30")
Samtron	2	Small Television (<18")
<i>Samtron Total</i>	5	
Sansui	6	Floor Television (console)
Sansui	9	Large Television (>30")
Sansui	72	Medium Television (19-30")
Sansui	63	Small Television (<18")
<i>Sansui Total</i>	150	
Sanyo	15	Floor Television (console)
Sanyo	65	Large Television (>30")
Sanyo	307	Medium Television (19-30")
Sanyo	170	Small Television (<18")
<i>Sanyo Total</i>	557	
Savil	1	Small Television (<18")
<i>Savil Total</i>	1	
Sears	28	Floor Television (console)
Sears	5	Large Television (>30")
Sears	223	Medium Television (19-30")
Sears	206	Small Television (<18")
<i>Sears Total</i>	462	
Sentrye	1	Medium Television (19-30")
<i>Sentrye Total</i>	1	
Setchell-Carlson	1	Medium Television (19-30")
<i>Setchell-Carlson Total</i>	1	
Sharp	12	Floor Television (console)
Sharp	29	Large Television (>30")
Sharp	333	Medium Television (19-30")
Sharp	248	Small Television (<18")
<i>Sharp Total</i>	622	
Shioltee	1	Small Television (<18")
<i>Shioltee Total</i>	1	
SI 360	1	Medium Television (19-30")
<i>SI 360 Total</i>	1	
Signature	1	Floor Television (console)
Signature	2	Large Television (>30")
Signature	26	Medium Television (19-30")
Signature	21	Small Television (<18")
<i>Signature Total</i>	50	
Silverstone Medalist	2	Small Television (<18")
<i>Silverstone Medalist Total</i>	2	
Skyter	1	Small Television (<18")
<i>Skyter Total</i>	1	
Smart Series	1	Medium Television (19-30")
<i>Smart Series Total</i>	1	
Smurt Chirici	1	Small Television (<18")
<i>Smurt Chirici Total</i>	1	
Solarism	1	Large Television (>30")
Solarism	1	Medium Television (19-30")
Solarism	1	Small Television (<18")

## Televisions

Brand	Number of Units	Product Name
<i>Solarism Total</i>	3	
Solid State	1	Floor Television (console)
Solid State	2	Medium Television (19-30")
<i>Solid State Total</i>	3	
Sony	33	Floor Television (console)
Sony	100	Large Television (>30")
Sony	361	Medium Television (19-30")
Sony	221	Small Television (<18")
<i>Sony Total</i>	715	
Spacemaker	1	Small Television (<18")
<i>Spacemaker Total</i>	1	
Spectra	4	Medium Television (19-30")
Spectra	9	Small Television (<18")
<i>Spectra Total</i>	13	
Spectra 2000	1	Medium Television (19-30")
<i>Spectra 2000 Total</i>	1	
Square View	2	Medium Television (19-30")
<i>Square View Total</i>	2	
SR 200	1	Medium Television (19-30")
SR 200	1	Small Television (<18")
<i>SR 200 Total</i>	2	
SR100	1	Small Television (<18")
<i>SR100 Total</i>	1	
SR300	1	Small Television (<18")
<i>SR300 Total</i>	1	
Star	1	Floor Television (console)
Star	1	Large Television (>30")
Star	2	Medium Television (19-30")
<i>Star Total</i>	4	
Star Konie	1	Small Television (<18")
<i>Star Konie Total</i>	1	
Star Light	1	Small Television (<18")
<i>Star Light Total</i>	1	
Star Lite	1	Medium Television (19-30")
<i>Star Lite Total</i>	1	
Starlite	1	Small Television (<18")
<i>Starlite Total</i>	1	
SuperCom	1	Small Television (<18")
<i>SuperCom Total</i>	1	
SV-200	1	Small Television (<18")
<i>SV-200 Total</i>	1	
SV-2000	1	Large Television (>30")
SV-2000	1	Medium Television (19-30")
<i>SV-2000 Total</i>	2	
Sylvania	33	Floor Television (console)
Sylvania	3	Large Television (>30")
Sylvania	90	Medium Television (19-30")
Sylvania	77	Small Television (<18")
<i>Sylvania Total</i>	203	

## Televisions

<b>Brand</b>	<b>Number of Units</b>	<b>Product Name</b>
Symphonic	9	Floor Television (console)
Symphonic	4	Large Television (>30")
Symphonic	47	Medium Television (19-30")
Symphonic	101	Small Television (<18")
<i>Symphonic Total</i>	161	
Syntouch	1	Small Television (<18")
<i>Syntouch Total</i>	1	
Tatung	1	Medium Television (19-30")
Tatung	2	Small Television (<18")
<i>Tatung Total</i>	3	
Taxan	1	Small Television (<18")
<i>Taxan Total</i>	1	
Technics	3	Floor Television (console)
Technics	5	Large Television (>30")
Technics	41	Medium Television (19-30")
Technics	34	Small Television (<18")
<i>Technics Total</i>	83	
Teknika	9	Medium Television (19-30")
Teknika	6	Small Television (<18")
<i>Teknika Total</i>	15	
Tekrika	1	Small Television (<18")
<i>Tekrika Total</i>	1	
Tele Color	1	Medium Television (19-30")
<i>Tele Color Total</i>	1	
The Vision	1	Small Television (<18")
<i>The Vision Total</i>	1	
Thomac	1	Small Television (<18")
<i>Thomac Total</i>	1	
Thomas	1	Medium Television (19-30")
<i>Thomas Total</i>	1	
Thomson	6	Medium Television (19-30")
Thomson	5	Small Television (<18")
<i>Thomson Total</i>	11	
TMA	2	Small Television (<18")
<i>TMA Total</i>	2	
TMK	1	Floor Television (console)
TMK	8	Medium Television (19-30")
TMK	16	Small Television (<18")
<i>TMK Total</i>	25	
Toshiba	12	Floor Television (console)
Toshiba	38	Large Television (>30")
Toshiba	256	Medium Television (19-30")
Toshiba	191	Small Television (<18")
<i>Toshiba Total</i>	497	
Totevision	3	Medium Television (19-30")
Totevision	2	Small Television (<18")
<i>Totevision Total</i>	5	
Tozal	2	Medium Television (19-30")
<i>Tozal Total</i>	2	

## Televisions

<b>Brand</b>	<b>Number of Units</b>	<b>Product Name</b>
Trade	1	Small Television (<18")
<i>Trade Total</i>	1	
Trimatir	2	Medium Television (19-30")
<i>Trimatir Total</i>	2	
Trinitron	1	Medium Television (19-30")
<i>Trinitron Total</i>	1	
Trinutru	1	Small Television (<18")
<i>Trinutru Total</i>	1	
True Blue	1	Large Television (>30")
<i>True Blue Total</i>	1	
TV	1	Medium Television (19-30")
<i>TV Total</i>	1	
United	1	Small Television (<18")
<i>United Total</i>	1	
Unknown	71	Floor Television (console)
Unknown	24	Large Television (>30")
Unknown	138	Medium Television (19-30")
Unknown	75	Small Television (<18")
<i>Unknown Total</i>	308	
Viewsonic	1	Floor Television (console)
ViewSonic	1	Medium Television (19-30")
Viewsonic	1	Small Television (<18")
<i>Viewsonic Total</i>	3	
Voxon	1	Small Television (<18")
<i>Voxon Total</i>	1	
Westinghouse	6	Small Television (<18")
<i>Westinghouse Total</i>	6	
Wetech	1	Small Television (<18")
<i>Wetech Total</i>	1	
White	1	Medium Television (19-30")
<i>White Total</i>	1	
White Westing	1	Small Television (<18")
<i>White Westing Total</i>	1	
White Westinghouse	2	Medium Television (19-30")
<i>White Westinghouse Total</i>	2	
Wyse	1	Medium Television (19-30")
Wyse	1	Small Television (<18")
<i>Wyse Total</i>	2	
Yamaha	2	Floor Television (console)
Yamaha	1	Large Television (>30")
Yamaha	1	Medium Television (19-30")
<i>Yamaha Total</i>	4	
Zenith	326	Floor Television (console)
Zenith	95	Large Television (>30")
Zenith	980	Medium Television (19-30")
Zenith	394	Small Television (<18")
<i>Zenith Total</i>	1,795	
Zero	1	Small Television (<18")
<i>Zero Total</i>	1	

## Televisions

<b>Brand</b>	<b>Number of Units</b>	<b>Product Name</b>
<i>Grand Total</i>	17,314	

## Console Televisions

<b>Brand</b>	<b>Number of Units</b>	<b>Percent</b>
RCA	428	27.51%
Zenith	326	20.95%
Magnavox	123	7.90%
Unknown	71	4.56%
Mitsubishi	62	3.98%
GE	48	3.08%
Montgomery Ward	42	2.70%
Panasonic	37	2.38%
Quasar	37	2.38%
Sony	33	2.12%
Sylvania	32	2.06%
Samsung	30	1.93%
Sears	28	1.80%
Curtis Mathis	20	1.29%
Memorex	20	1.29%
JC Penney	17	1.09%
MAG	17	1.09%
Sanyo	15	0.96%
Admiral	12	0.77%
MGA	12	0.77%
Sharp	12	0.77%
Toshiba	12	0.77%
Hitachi	9	0.58%
Symphonic	9	0.58%
Motorola	7	0.45%
Philco	7	0.45%
Fisher	6	0.39%
Sansui	6	0.39%
LXI	5	0.32%
NEC	5	0.32%
Orion	5	0.32%
GoldStar	4	0.26%
KTV	4	0.26%
Rutherford	4	0.26%
Broksonic	3	0.19%
Philips	3	0.19%
Sampo	3	0.19%
Technics	3	0.19%
Daewoo	2	0.13%
GPX	2	0.13%
JVC	2	0.13%
Realistic	2	0.13%
Yamaha	2	0.13%
Advent	1	0.06%
Airline	1	0.06%
AOC	1	0.06%
Apex	1	0.06%
Cornea Systems, Inc.	1	0.06%
Daytron	1	0.06%
Dumont	1	0.06%
Dynatech	1	0.06%

## Console Televisions

Brand	Number of Units	Percent
Emerson	1	0.06%
Funai	1	0.06%
Gemstar	1	0.06%
GM	1	0.06%
Haier	1	0.06%
Heath	1	0.06%
Jensen	1	0.06%
JRI	1	0.06%
Kenwood	1	0.06%
Lindtron	1	0.06%
LUX	1	0.06%
Munizo	1	0.06%
Packard Bell	1	0.06%
Picture Tube/Bare CRT	1	0.06%
Raulaud	1	0.06%
Signature	1	0.06%
Solid State	1	0.06%
Star	1	0.06%
Sylvania	1	0.06%
TMK	1	0.06%
Viewsonic	1	0.06%
<i>Total</i>	1,556	100.00%

Number of brands 70

## Large Televisions

<b>Brand</b>	<b>Number of Units</b>	<b>Percent</b>
Sony	100	11.29%
Zenith	95	10.72%
RCA	91	10.27%
Sanyo	65	7.34%
Mitsubishi	55	6.21%
GE	44	4.97%
Magnavox	43	4.85%
Toshiba	38	4.29%
Panasonic	37	4.18%
JVC	32	3.61%
Sharp	29	3.27%
Unknown	24	2.71%
Samsung	20	2.26%
Philips	17	1.92%
Emerson	14	1.58%
LXI	13	1.47%
Memorex	12	1.35%
MGA	11	1.24%
Montgomery Ward	11	1.24%
JC Penney	10	1.13%
Sansui	9	1.02%
Admiral	8	0.90%
Hitachi	8	0.90%
MAG	8	0.90%
Fisher	7	0.79%
Funai	7	0.79%
NEC	6	0.68%
Orion	5	0.56%
Sears	5	0.56%
Technics	5	0.56%
Daewoo	4	0.45%
Symphonic	4	0.45%
Curtis Mathis	3	0.34%
GoldStar	3	0.34%
Sampo	3	0.34%
Sylvania	3	0.34%
Broksonic	2	0.23%
Luce	2	0.23%
Motorola	2	0.23%
Penncrest	2	0.23%
Pro Scan	2	0.23%
Quasar	2	0.23%
Signature	2	0.23%
AOC	1	0.11%
Capehart	1	0.11%
Destination	1	0.11%
Gateway	1	0.11%
GPX	1	0.11%
Haier	1	0.11%
Hilacli	1	0.11%
Hyundai	1	0.11%

## Large Televisions

JRI	1	0.11%
LXT	1	0.11%
Lynitron	1	0.11%
Monivision	1	0.11%
NetTV	1	0.11%
Philco	1	0.11%
Picture Tube/Bare CRT	1	0.11%
Poland	1	0.11%
Power Acoustik	1	0.11%
Realistic	1	0.11%
Solarism	1	0.11%
Star	1	0.11%
SV-2000	1	0.11%
True Blue	1	0.11%
Yamaha	1	0.11%
<i>Total</i>	886	

Number of brands 64

## Medium Televisions

<b>Brand</b>	<b>Number of Units</b>	<b>Percent</b>
RCA	1,192	14.18%
Zenith	980	11.66%
Magnavox	429	5.10%
GE	423	5.03%
Panasonic	377	4.48%
Sony	361	4.29%
Samsung	359	4.27%
Sharp	333	3.96%
Sanyo	307	3.65%
JVC	265	3.15%
Mitsubishi	261	3.10%
Toshiba	256	3.05%
Sears	223	2.65%
Montgomery Ward	192	2.28%
Philips	187	2.22%
Emerson	168	2.00%
JC Penney	157	1.87%
Hitachi	153	1.82%
Unknown	138	1.64%
Quasar	121	1.44%
Memorex	93	1.11%
Sylvania	90	1.07%
MGA	89	1.06%
Daewoo	81	0.96%
GoldStar	75	0.89%
Sansui	72	0.86%
NEC	65	0.77%
Fisher	60	0.71%
MAG	57	0.68%
Curtis Mathis	52	0.62%
Sampo	49	0.58%
Symphonic	47	0.56%
Orion	46	0.55%
AOC	45	0.54%
Admiral	44	0.52%
KMC	42	0.50%
KTV	42	0.50%
LXI	42	0.50%
Technics	41	0.49%
Philco	28	0.33%
Signature	26	0.31%
GPX	25	0.30%
Funai	23	0.27%
Broksonic	22	0.26%
Realistic	21	0.25%
Apex	13	0.15%
Daytron	11	0.13%
Haier	11	0.13%
Motorola	11	0.13%
ADC	10	0.12%
Teknika	9	0.11%

## Medium Televisions

<b>Brand</b>	<b>Number of Units</b>	<b>Percent</b>
TMK	8	0.10%
Picture Tube/Bare CRT	7	0.08%
Thomson	6	0.07%
Black Stripe	5	0.06%
Craig	5	0.06%
Pro Scan	5	0.06%
Envision	4	0.05%
Mark	4	0.05%
Spectra	4	0.05%
A Mark	3	0.04%
Fujitsu	3	0.04%
Midland	3	0.04%
Poland	3	0.04%
Portland	3	0.04%
Samtron	3	0.04%
Totevision	3	0.04%
Ambassador	2	0.02%
Bell-Howell	2	0.02%
Capehart	2	0.02%
Celebrity	2	0.02%
Contec	2	0.02%
Coronado	2	0.02%
EMC Multisystems	2	0.02%
IMA	2	0.02%
JRI	2	0.02%
Lynitron	2	0.02%
Micron	2	0.02%
Penncrest	2	0.02%
Princeton	2	0.02%
Proton	2	0.02%
Solid State	2	0.02%
Square View	2	0.02%
Star	2	0.02%
Tozal	2	0.02%
Trimatir	2	0.02%
White Westinghouse	2	0.02%
3000	1	0.01%
A.N. Mack	1	0.01%
Accuscan	1	0.01%
Acer	1	0.01%
Airline	1	0.01%
Alaron	1	0.01%
Black Star	1	0.01%
Blackstreet	1	0.01%
Bohsei	1	0.01%
Champion	1	0.01%
Chanel Touch	1	0.01%
CM	1	0.01%
Color Pilot	1	0.01%
Color Track	1	0.01%
Color Trek	1	0.01%

## Medium Televisions

<b>Brand</b>	<b>Number of Units</b>	<b>Percent</b>
CompuAdd	1	0.01%
Conar	1	0.01%
Cornea Systems, Inc.	1	0.01%
Crosiey	1	0.01%
Crosley	1	0.01%
Cyber Home	1	0.01%
Dayton	1	0.01%
Dimensia	1	0.01%
DTI	1	0.01%
Dumont	1	0.01%
Econoquick	1	0.01%
Gran Prix	1	0.01%
Hallmark	1	0.01%
Heathkit	1	0.01%
Hyundai	1	0.01%
Jensen	1	0.01%
Kamp	1	0.01%
Kenwood	1	0.01%
King Viaco Cable	1	0.01%
Konika	1	0.01%
LG Electronics	1	0.01%
Lilytron	1	0.01%
Linytron	1	0.01%
Lloyds	1	0.01%
Luce	1	0.01%
Marshall	1	0.01%
Mini Fersona	1	0.01%
Mitsuba	1	0.01%
Monivision	1	0.01%
MPR	1	0.01%
Multitec	1	0.01%
Multitech	1	0.01%
Mutz	1	0.01%
New Vision	1	0.01%
OAK	1	0.01%
Packard Bell	1	0.01%
Performance	1	0.01%
Philips Magnavox	1	0.01%
Polaroid	1	0.01%
Radio Shack	1	0.01%
Rutherford	1	0.01%
Sentrye	1	0.01%
Setchell-Carlson	1	0.01%
SI 360	1	0.01%
Smart Series	1	0.01%
Solarism	1	0.01%
Spectra 2000	1	0.01%
SR 200	1	0.01%
Star Lite	1	0.01%
SV-2000	1	0.01%
Tatung	1	0.01%

## Medium Televisions

<b>Brand</b>	<b>Number of Units</b>	<b>Percent</b>
Tele Color	1	0.01%
Thomas	1	0.01%
Trinitron	1	0.01%
TV	1	0.01%
ViewSonic	1	0.01%
White	1	0.01%
Wyse	1	0.01%
Yamaha	1	0.01%
<i>Total</i>	8,407	

Number of brands 159

## Small Televisions

<b>Brand</b>	<b>Number of Units</b>	<b>Percent</b>
RCA	691	10.69%
Panasonic	441	6.82%
GE	402	6.22%
Zenith	394	6.09%
Magnavox	317	4.90%
Samsung	296	4.58%
Emerson	279	4.32%
Sharp	248	3.84%
Sony	221	3.42%
Montgomery Ward	214	3.31%
Sears	206	3.19%
Toshiba	191	2.95%
Sanyo	170	2.63%
JC Penney	155	2.40%
Philips	117	1.81%
Funai	102	1.58%
GoldStar	102	1.58%
Symphonic	101	1.56%
Quasar	96	1.48%
Hitachi	90	1.39%
JVC	86	1.33%
MGA	79	1.22%
Mitsubishi	79	1.22%
Sylvania	77	1.19%
Unknown	75	1.16%
MAG	68	1.05%
Daewoo	63	0.97%
Sansui	63	0.97%
Orion	56	0.87%
KTV	49	0.76%
Philco	47	0.73%
Fisher	44	0.68%
KMC	41	0.63%
Memorex	40	0.62%
AOC	39	0.60%
Sampo	39	0.60%
NEC	37	0.57%
Admiral	35	0.54%
Midland	35	0.54%
Technics	34	0.53%
LXI	33	0.51%
Curtis Mathis	30	0.46%
GPX	28	0.43%
Broksonic	24	0.37%
Realistic	22	0.34%
Signature	21	0.32%
ADC	18	0.28%
TMK	16	0.25%
Contec	13	0.20%
Haier	13	0.20%
Motorola	13	0.20%
Apex	12	0.19%

## Small Televisions

Daytron	12	0.19%
Bentley	11	0.17%
IMA	11	0.17%
Spectra	9	0.14%
Picture Tube/Bare CRT	8	0.12%
Bohsei	7	0.11%
Crown	7	0.11%
Alaron	6	0.09%
Teknika	6	0.09%
Westinghouse	6	0.09%
Craig	5	0.08%
Dynatech	5	0.08%
Mark	5	0.08%
Penncrest	5	0.08%
Thomson	5	0.08%
A Mark	4	0.06%
Action	4	0.06%
Amdek	4	0.06%
Black Stripe	4	0.06%
Fujitsu	4	0.06%
Polaroid	4	0.06%
RAC	4	0.06%
Claytron	3	0.05%
Conar	3	0.05%
Dovico	3	0.05%
Kamp	3	0.05%
Lloyds	3	0.05%
Mini Fersona	3	0.05%
NetTV	3	0.05%
Alarow	2	0.03%
A-Mark	2	0.03%
Audiovox	2	0.03%
Bell-Howell	2	0.03%
Black Street	2	0.03%
Blackstreet	2	0.03%
BMC	2	0.03%
Commodore	2	0.03%
Coronado	2	0.03%
Dayton	2	0.03%
Hyundai	2	0.03%
Kmart	2	0.03%
Marshall	2	0.03%
Planar	2	0.03%
Portland	2	0.03%
Pro Scan	2	0.03%
Rhapsody	2	0.03%
Samtron	2	0.03%
Silvertone Medalist	2	0.03%
Tatung	2	0.03%
TMA	2	0.03%
Totevision	2	0.03%
A Make	1	0.02%
A.D.C.	1	0.02%

## Small Televisions

ADI	1	0.02%
Advent	1	0.02%
Aloron	1	0.02%
Alron	1	0.02%
AMI	1	0.02%
Amtron	1	0.02%
Apple	1	0.02%
Apwex	1	0.02%
ARC	1	0.02%
Audiotronics	1	0.02%
AVT Amerila	1	0.02%
Basador	1	0.02%
Bio Scan	1	0.02%
Biosonic	1	0.02%
Black Star	1	0.02%
Bradford	1	0.02%
Candle	1	0.02%
Capehart	1	0.02%
Capri	1	0.02%
Clayton	1	0.02%
Cody	1	0.02%
D&S	1	0.02%
Daytren	1	0.02%
Deluxe	1	0.02%
DHC	1	0.02%
Dumont	1	0.02%
Dynotec	1	0.02%
Eaton	1	0.02%
Funasonic	1	0.02%
Gold Beam	1	0.02%
Hi-Tech	1	0.02%
Honeywell	1	0.02%
HP	1	0.02%
HTT	1	0.02%
IMOA	1	0.02%
KDC	1	0.02%
KDS	1	0.02%
KEC	1	0.02%
Kemp	1	0.02%
Kumbo	1	0.02%
Lilytron	1	0.02%
Lotus	1	0.02%
Luce	1	0.02%
LUX	1	0.02%
Lynitron	1	0.02%
Magnavox-tv/radio	1	0.02%
Maxi Matic	1	0.02%
MaxiVision	1	0.02%
Medion	1	0.02%

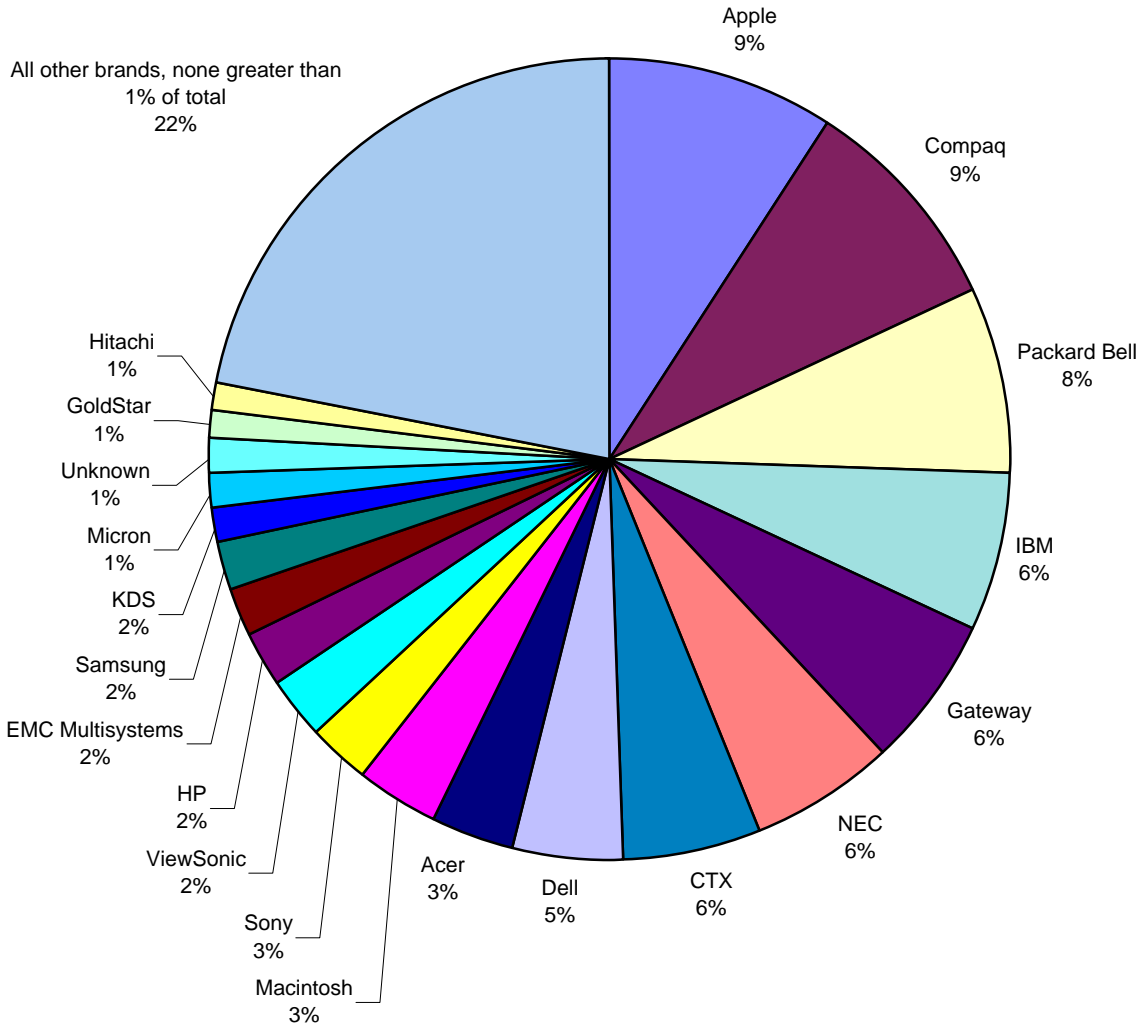
## Small Televisions

Mega	1	0.02%
Megatron	1	0.02%
Micrognosis	1	0.02%
Midland TV/Radio	1	0.02%
Mobile Videos	1	0.02%
MPO	1	0.02%
NCR	1	0.02%
New Visa	1	0.02%
Newtech	1	0.02%
NTC	1	0.02%
Optiquest	1	0.02%
OSO	1	0.02%
Partland	1	0.02%
Pioneer	1	0.02%
Poland	1	0.02%
Power Acoustik	1	0.02%
Prima	1	0.02%
Proton	1	0.02%
Radio Shack	1	0.02%
Randix	1	0.02%
Relisys	1	0.02%
Sahil	1	0.02%
Salca	1	0.02%
Savil	1	0.02%
Shioltee	1	0.02%
Skyter	1	0.02%
Smurt Chirici	1	0.02%
Solarism	1	0.02%
Spacemaker	1	0.02%
SR 200	1	0.02%
SR100	1	0.02%
SR300	1	0.02%
Star Konie	1	0.02%
Star Light	1	0.02%
Starlite	1	0.02%
SuperCom	1	0.02%
SV-200	1	0.02%
Syntouch	1	0.02%
Taxan	1	0.02%
Tekrika	1	0.02%
The Vision	1	0.02%
Thomac	1	0.02%
Trade	1	0.02%
Trinutru	1	0.02%
United	1	0.02%
Viewsonic	1	0.02%
Voxon	1	0.02%
Wetech	1	0.02%
White Westing	1	0.02%
Wyse	1	0.02%
Zero	1	0.02%
<i>Total</i>	6,465	

## Small Televisions

Number of brands	203
------------------	-----

# Computer Monitors: 11,920 units



## Computer Monitors

Brand	Number of Units	Percent
Apple	1,090	9.14%
Compaq	1,047	8.78%
Packard Bell	920	7.72%
IBM	759	6.37%
Gateway	727	6.10%
NEC	679	5.70%
CTX	660	5.54%
Dell	552	4.63%
Acer	393	3.30%
Macintosh	388	3.26%
Sony	299	2.51%
ViewSonic	285	2.39%
HP	275	2.31%
EMC Multisystems	233	1.95%
Samsung	227	1.90%
KDS	181	1.52%
Micron	158	1.33%
Unknown	157	1.32%
GoldStar	153	1.28%
Hitachi	135	1.13%
All other brands, none greater than 1% of total	2,602	21.83%
<b>Total</b>	<b>11,920</b>	<b>100.00%</b>

Number of brands 458

## Computer Monitors

Brand	Number of Units	Percent
Apple	1,090	9.14%
Compaq	1,047	8.78%
Packard Bell	920	7.72%
IBM	759	6.37%
Gateway	727	6.10%
NEC	679	5.70%
CTX	660	5.54%
Dell	552	4.63%
Acer	393	3.30%
Macintosh	388	3.26%
Sony	299	2.51%
ViewSonic	285	2.39%
HP	275	2.31%
EMC Multisystems	233	1.95%
Samsung	227	1.90%
KDS	181	1.52%
Micron	158	1.33%
Unknown	157	1.32%
GoldStar	153	1.28%
Hitachi	135	1.13%
Digital	92	0.77%
AST	82	0.69%
US Logic	77	0.65%
Samtron	72	0.60%
Epson	71	0.60%
Wyse	71	0.60%
Relisys	69	0.58%
Commodore	63	0.53%
SuperCom	62	0.52%
AT&T	61	0.51%
RIC	60	0.50%
GE	58	0.49%
Optiquest	57	0.48%
Elite	54	0.45%
Panasonic	52	0.44%
Toshiba	51	0.43%
CompuAdd	50	0.42%
Philips	49	0.41%
Radius	47	0.39%
Sun	43	0.36%
MAG	42	0.35%
Mitsubishi	40	0.34%
AOC	36	0.30%
iiyama	30	0.25%
Proview	30	0.25%
Daewoo	28	0.23%
Tandy	28	0.23%
Express	26	0.22%
Princeton	26	0.22%
Sampo	26	0.22%
Zenith	25	0.21%

## Computer Monitors

Brand	Number of Units	Percent
Brother	20	0.17%
Magnavox	19	0.16%
eMachines	18	0.15%
Pixie	16	0.13%
Trademark	16	0.13%
ADI	15	0.13%
Arche	15	0.13%
Laser	13	0.11%
Socos	13	0.11%
ADC	12	0.10%
Compudyne	12	0.10%
Magitronic	12	0.10%
Tatung	12	0.10%
MicroScan	11	0.09%
NCR	11	0.09%
Acros	10	0.08%
IMTEC	10	0.08%
Leading Technology	10	0.08%
Nokia	10	0.08%
Smith Corona	10	0.08%
Unisys	10	0.08%
Amdek	9	0.08%
MaxTech	9	0.08%
Nanao	9	0.08%
Noble View	9	0.08%
Partially disassembled	9	0.08%
Yundai	9	0.08%
Aamazing	8	0.07%
Vision	8	0.07%
Aptiva	7	0.06%
Delta	7	0.06%
Forefront	7	0.06%
Shamrock	7	0.06%
Sperry	7	0.06%
True Blue	7	0.06%
BMC	6	0.05%
CyberVision	6	0.05%
Honeywell	6	0.05%
Kanaka	6	0.05%
Komodo	6	0.05%
Quantex	6	0.05%
RCA	6	0.05%
Zeon	6	0.05%
Zeos (Forefront)	6	0.05%
Axiom	5	0.04%
Blue Chip	5	0.04%
Daytek	5	0.04%
Espirit	5	0.04%
Ever View	5	0.04%
KFC	5	0.04%
MGC	5	0.04%

## Computer Monitors

Brand	Number of Units	Percent
Mirror	5	0.04%
Power	5	0.04%
Sanyo	5	0.04%
Ultra Scan	5	0.04%
Arcus	4	0.03%
Compu	4	0.03%
Dis	4	0.03%
Futura	4	0.03%
iMac	4	0.03%
Leading Edge	4	0.03%
Mega Plus	4	0.03%
Mitac	4	0.03%
MTR	4	0.03%
Pacom	4	0.03%
RasterOps	4	0.03%
Silicon Graphics	4	0.03%
Smile	4	0.03%
Starlogic	4	0.03%
SuperMatch	4	0.03%
Sylvania	4	0.03%
Teknika	4	0.03%
Xerox	4	0.03%
A Open	3	0.03%
Addonic	3	0.03%
Blue Star	3	0.03%
Comrex	3	0.03%
Contel	3	0.03%
Deer	3	0.03%
EDP Classic	3	0.03%
Energy	3	0.03%
Evervision	3	0.03%
GVC	3	0.03%
Hyundai	3	0.03%
Impression	3	0.03%
IMS	3	0.03%
Mag View	3	0.03%
MultiScan	3	0.03%
Olivell	3	0.03%
PA Com	3	0.03%
PCS	3	0.03%
Sceptre	3	0.03%
Seiko	3	0.03%
Sunshine	3	0.03%
Techmedia	3	0.03%
Teco	3	0.03%
Touch	3	0.03%
Vendex	3	0.03%
Victor	3	0.03%
Vtech	3	0.03%
Zeos	3	0.03%
ACI	2	0.02%

## Computer Monitors

Brand	Number of Units	Percent
Alpha Scan	2	0.02%
Alton	2	0.02%
Amtron	2	0.02%
AOI	2	0.02%
Apex	2	0.02%
ARC	2	0.02%
BSR	2	0.02%
Canon	2	0.02%
CompUSA	2	0.02%
Convengent Telenologics	2	0.02%
Data Train	2	0.02%
DEC	2	0.02%
Dixie	2	0.02%
DRMON15	2	0.02%
DTK	2	0.02%
e	2	0.02%
EMC	2	0.02%
Emerson	2	0.02%
Envision	2	0.02%
Ergo Us Logic	2	0.02%
HI Com	2	0.02%
Idek iiyama	2	0.02%
Impression (Helm Engineering Corp.)	2	0.02%
Infinity	2	0.02%
Intel	2	0.02%
KIER	2	0.02%
KLH	2	0.02%
Korean Data	2	0.02%
KST	2	0.02%
LaCie Electron	2	0.02%
LG Electronics	2	0.02%
Liberty	2	0.02%
Link	2	0.02%
Low Radiation	2	0.02%
LR (Logic Resources)	2	0.02%
MAG Technology	2	0.02%
Max	2	0.02%
MEG	2	0.02%
Memorex	2	0.02%
Mitsuba	2	0.02%
Multisync	2	0.02%
Orchestra	2	0.02%
Radio Shack	2	0.02%
RIC E.Machines	2	0.02%
SA	2	0.02%
Santa Clair	2	0.02%
Sensor Matic	2	0.02%
Spectre	2	0.02%
SunView	2	0.02%
SuperMax	2	0.02%
Supertron	2	0.02%

## Computer Monitors

Brand	Number of Units	Percent
Superview	2	0.02%
Synco	2	0.02%
Taxan	2	0.02%
Televideo	2	0.02%
Trida	2	0.02%
TTX	2	0.02%
Valley View Microsystem	2	0.02%
Versyss	2	0.02%
VIT	2	0.02%
XT 2000-11	2	0.02%
Zenon	2	0.02%
Zero	2	0.02%
5 Mile International	1	0.01%
A.S.T.	1	0.01%
ABS	1	0.01%
Accu Scan	1	0.01%
Acomom	1	0.01%
Activa	1	0.01%
ACULA	1	0.01%
Admek	1	0.01%
Adviser	1	0.01%
AG Neovo	1	0.01%
AIC International	1	0.01%
Alpspi	1	0.01%
Altos	1	0.01%
AM Train	1	0.01%
AMD	1	0.01%
Amiga	1	0.01%
Amige	1	0.01%
Amstrad	1	0.01%
API Technology	1	0.01%
Aroc	1	0.01%
Aroura	1	0.01%
ASTVision	1	0.01%
Audio Vision	1	0.01%
Aurora	1	0.01%
AVT	1	0.01%
Axion	1	0.01%
Aydin	1	0.01%
Benhmark	1	0.01%
BenQ	1	0.01%
Betes	1	0.01%
BRC	1	0.01%
BTC	1	0.01%
Bytex	1	0.01%
C.U.L.	1	0.01%
Camon	1	0.01%
Cannon	1	0.01%
Capetronic	1	0.01%
Casper	1	0.01%
Cindy	1	0.01%

## Computer Monitors

Brand	Number of Units	Percent
Citizen	1	0.01%
Citron	1	0.01%
Claytek	1	0.01%
Comp USA	1	0.01%
Comquest	1	0.01%
Comtech	1	0.01%
ComTrade	1	0.01%
Connection Works	1	0.01%
Contec	1	0.01%
Cordata	1	0.01%
Corner Stone	1	0.01%
Coro	1	0.01%
Courier Monitor	1	0.01%
Cow Radiation	1	0.01%
Creative	1	0.01%
CRT	1	0.01%
Crystal View	1	0.01%
CTC	1	0.01%
Cubix	1	0.01%
Cumulus	1	0.01%
Cyber Star	1	0.01%
Cyber Station	1	0.01%
Data Electronic	1	0.01%
Datakard	1	0.01%
Daytec	1	0.01%
Dercomp	1	0.01%
DIGI View	1	0.01%
Digview	1	0.01%
DKT	1	0.01%
DR	1	0.01%
DRMON17	1	0.01%
E view	1	0.01%
Easy Option	1	0.01%
Edison	1	0.01%
Eizo	1	0.01%
ENC	1	0.01%
Energy (EPA)	1	0.01%
ERC	1	0.01%
Escom	1	0.01%
Etronix	1	0.01%
Everex	1	0.01%
Evert	1	0.01%
ExelIntel	1	0.01%
Exis	1	0.01%
EXP	1	0.01%
EXP-VGA	1	0.01%
EYE	1	0.01%
Ezio	1	0.01%
Fizo	1	0.01%
Foundation Technology	1	0.01%
Frame works	1	0.01%

## Computer Monitors

Brand	Number of Units	Percent
Future	1	0.01%
Future Power	1	0.01%
G.D.S.	1	0.01%
GEM	1	0.01%
General	1	0.01%
General Nanosystems	1	0.01%
Granfika	1	0.01%
Granflka	1	0.01%
Grid	1	0.01%
GTX	1	0.01%
Hagen	1	0.01%
Hamsol	1	0.01%
Hansol	1	0.01%
Hanson	1	0.01%
Heathkit	1	0.01%
HEI	1	0.01%
HELM	1	0.01%
Hem	1	0.01%
Hercules	1	0.01%
Hevitt	1	0.01%
HTA	1	0.01%
Hyany	1	0.01%
ICL	1	0.01%
IDEK	1	0.01%
Idex	1	0.01%
Impress	1	0.01%
Intergraph	1	0.01%
ITT	1	0.01%
KAC	1	0.01%
KAP	1	0.01%
Kaypro	1	0.01%
KDC	1	0.01%
KDX	1	0.01%
Kigr	1	0.01%
Kim	1	0.01%
Kimtron	1	0.01%
Kinetec	1	0.01%
Kisr	1	0.01%
KME	1	0.01%
KPC	1	0.01%
KTX	1	0.01%
LAC	1	0.01%
LAN Systems	1	0.01%
Lawson	1	0.01%
Lite-On	1	0.01%
Logisys	1	0.01%
Loop	1	0.01%
Loops	1	0.01%
MacTech	1	0.01%
Magtan	1	0.01%
Magtronic	1	0.01%

## Computer Monitors

Brand	Number of Units	Percent
Magtronic	1	0.01%
Manad	1	0.01%
Max Tec	1	0.01%
Maxteach	1	0.01%
MCA	1	0.01%
MCC/MicroComputer	1	0.01%
Medion	1	0.01%
Mega	1	0.01%
Mega Mage	1	0.01%
Memorex Telex	1	0.01%
Metro	1	0.01%
Microlink	1	0.01%
Microtek	1	0.01%
Miracle	1	0.01%
Mircle	1	0.01%
Mitck	1	0.01%
Moniterm	1	0.01%
Morse	1	0.01%
Motorola	1	0.01%
MTRP	1	0.01%
Multi System	1	0.01%
MV SUO	1	0.01%
Myama	1	0.01%
Nabia	1	0.01%
Net Power	1	0.01%
Nobilis	1	0.01%
Northgate Computer Systems (Gateway)	1	0.01%
NTX	1	0.01%
Olivetti	1	0.01%
Omni Teck	1	0.01%
OmniView	1	0.01%
Panas	1	0.01%
PC 111	1	0.01%
PC Mi	1	0.01%
Pionex	1	0.01%
Pircomp	1	0.01%
Pixer	1	0.01%
Planar	1	0.01%
Plexview	1	0.01%
Portait	1	0.01%
Portrait	1	0.01%
Potex	1	0.01%
Premier	1	0.01%
ProVista	1	0.01%
PS/ValuePoint	1	0.01%
Quadram	1	0.01%
Radigation	1	0.01%
Raven	1	0.01%
REC	1	0.01%
ReFront	1	0.01%
Roland	1	0.01%

## Computer Monitors

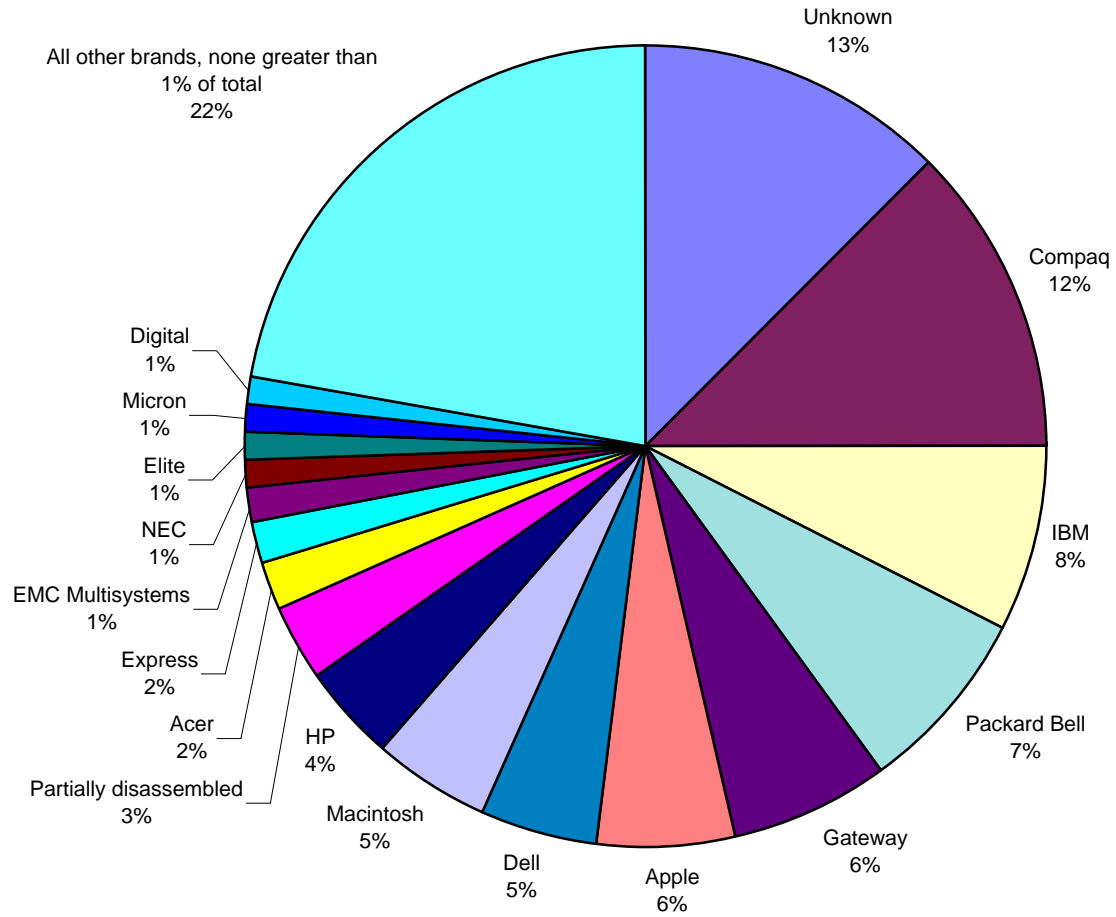
<b>Brand</b>	<b>Number of Units</b>	<b>Percent</b>
Royal	1	0.01%
Rucus	1	0.01%
S11	1	0.01%
Sansui	1	0.01%
Santa Clara System	1	0.01%
Sharp	1	0.01%
SHEA	1	0.01%
Sherwood	1	0.01%
SII	1	0.01%
Smart Choice	1	0.01%
Smith	1	0.01%
Smith Comp	1	0.01%
Standard	1	0.01%
Star Steel	1	0.01%
Star tronic	1	0.01%
Stat	1	0.01%
Suntomo	1	0.01%
SVA	1	0.01%
Swan	1	0.01%
Sync Master	1	0.01%
Syntono	1	0.01%
Systemax	1	0.01%
Tandem	1	0.01%
Techo	1	0.01%
Teledisk	1	0.01%
Telex	1	0.01%
Teramars	1	0.01%
Texas Instruments	1	0.01%
TIS	1	0.01%
TO Comm	1	0.01%
Total Perphery	1	0.01%
Trio	1	0.01%
Trion	1	0.01%
TUV	1	0.01%
TVM	1	0.01%
TWC	1	0.01%
Ultra VGA	1	0.01%
V Teach	1	0.01%
Vict	1	0.01%
Victoria	1	0.01%
View Tronic	1	0.01%
View Tronics	1	0.01%
Vitron	1	0.01%
Vivitron	1	0.01%
Wang	1	0.01%
WEN	1	0.01%
Xron	1	0.01%
Xsribe	1	0.01%
Xtron	1	0.01%
Yuandai	1	0.01%
Zeos Compuadd	1	0.01%

## Computer Monitors

<b>Brand</b>	<b>Number of Units</b>	<b>Percent</b>
Zoma	1	0.01%
<i>Total</i>	11,920	

Number of brands 458

# CPUs: 7,846 units



## CPUs

<b>Brand</b>	<b>Number of Units</b>	<b>Percent</b>
Unknown	983	12.53%
Compaq	970	12.36%
IBM	606	7.72%
Packard Bell	578	7.37%
Gateway	495	6.31%
Apple	433	5.52%
Dell	388	4.95%
Macintosh	374	4.77%
HP	303	3.86%
Partially disassembled	232	2.96%
Acer	150	1.91%
Express	124	1.58%
EMC Multisystems	108	1.38%
NEC	100	1.27%
Elite	92	1.17%
Micron	83	1.06%
Digital	80	1.02%
All other brands, none greater than 1% of total	1,747	22.27%
<b>Total</b>	<b>7,846</b>	<b>100.00%</b>

Number of brands 476

## CPUs

Brand	Number of Units	Percent
Unknown	983	12.53%
Compaq	970	12.36%
IBM	606	7.72%
Packard Bell	578	7.37%
Gateway	495	6.31%
Apple	433	5.52%
Dell	388	4.95%
Macintosh	374	4.77%
HP	303	3.86%
Partially disassembled	232	2.96%
Acer	150	1.91%
Express	124	1.58%
EMC Multisystems	108	1.38%
NEC	100	1.27%
Elite	92	1.17%
Micron	83	1.06%
Digital	80	1.02%
CTX	75	0.96%
Zeos	67	0.85%
Sony	62	0.79%
AST	59	0.75%
Hitachi	52	0.66%
Commodore	51	0.65%
GoldStar	50	0.64%
CompuAdd	47	0.60%
Epson	44	0.56%
AT&T	42	0.54%
GE	42	0.54%
US Logic	38	0.48%
Sun	33	0.42%
Samsung	31	0.40%
Toshiba	28	0.36%
ViewSonic	26	0.33%
KDS	24	0.31%
Relisys	22	0.28%
iiyama	21	0.27%
Wyse	21	0.27%
eMachines	20	0.25%
Zenith	19	0.24%
CPU DISC Box	18	0.23%
Samtron	18	0.23%
Northgate	16	0.20%
Optiquest	13	0.17%
SuperCom	13	0.17%
Tandy	13	0.17%
Blue Star	12	0.15%
Laser	12	0.15%
RIC	11	0.14%
A Open	10	0.13%
Creative	10	0.13%
Panasonic	10	0.13%

## CPUs

<b>Brand</b>	<b>Number of Units</b>	<b>Percent</b>
PC Taylor	10	0.13%
Radius	10	0.13%
AMD	9	0.11%
Unique	9	0.11%
PC Express	8	0.10%
ASTVision	6	0.08%
DTK	6	0.08%
Everex	6	0.08%
Magnavox	6	0.08%
Philips	6	0.08%
Proview	6	0.08%
Quantex	6	0.08%
Trademark	6	0.08%
Acros	5	0.06%
Compudyne	5	0.06%
Delta	5	0.06%
General Nanosystems	5	0.06%
Leading Technology	5	0.06%
Motorola	5	0.06%
Northgate Computer Systems (Gateway)	5	0.06%
Power Computing	5	0.06%
Reason	5	0.06%
Sperry	5	0.06%
Touch	5	0.06%
Zero	5	0.06%
Accel	4	0.05%
Aptiva	4	0.05%
Astec	4	0.05%
Deer	4	0.05%
Frontier	4	0.05%
HCI	4	0.05%
Intel	4	0.05%
Macase	4	0.05%
MTRP	4	0.05%
NTX	4	0.05%
Unisys	4	0.05%
Xerox	4	0.05%
A	3	0.04%
ABS	3	0.04%
Addonic	3	0.04%
Amphion	3	0.04%
AMS	3	0.04%
Aopen	3	0.04%
Apex	3	0.04%
Austin	3	0.04%
BCG	3	0.04%
Canon	3	0.04%
Columbia Data Production	3	0.04%
Comp USA	3	0.04%
Comtech	3	0.04%
DFI	3	0.04%

## CPUs

Brand	Number of Units	Percent
EM PAC	3	0.04%
Energy	3	0.04%
Legend	3	0.04%
LG Electronics	3	0.04%
MAG	3	0.04%
NCR	3	0.04%
Nobilis	3	0.04%
Noblis	3	0.04%
Pentium	3	0.04%
Pionex	3	0.04%
Power Computer Corp.	3	0.04%
Premio	3	0.04%
Proteva	3	0.04%
Tiger	3	0.04%
Victor	3	0.04%
ADC	2	0.03%
Afrey	2	0.03%
AG Neovo	2	0.03%
AGI	2	0.03%
Alpha Group, Inc.	2	0.03%
Ameri Comp	2	0.03%
Antec	2	0.03%
ASP	2	0.03%
BenQ	2	0.03%
Celeron	2	0.03%
CF	2	0.03%
Comptech	2	0.03%
Compu	2	0.03%
Computer City	2	0.03%
ComTrade	2	0.03%
Convengent Telenologics	2	0.03%
CPT	2	0.03%
Cyber Max	2	0.03%
DTX	2	0.03%
E	2	0.03%
EPS	2	0.03%
Evergreen	2	0.03%
Finex	2	0.03%
Grid	2	0.03%
ICS	2	0.03%
IMS	2	0.03%
Insight	2	0.03%
KLM	2	0.03%
LAN Systems	2	0.03%
Leading Edge	2	0.03%
LiquidVideo	2	0.03%
Mania	2	0.03%
Memorex	2	0.03%
Mentor Graphics	2	0.03%
MGC	2	0.03%
Microlink	2	0.03%

## CPUs

Brand	Number of Units	Percent
Midwest Micro	2	0.03%
Mitsubishi	2	0.03%
Mitsumi	2	0.03%
MSI	2	0.03%
MTR	2	0.03%
Nanao	2	0.03%
Novell	2	0.03%
NuDesign	2	0.03%
Okidata	2	0.03%
Openings	2	0.03%
PC	2	0.03%
PC Concepts	2	0.03%
PC EZ	2	0.03%
PC Tailors	2	0.03%
Pony	2	0.03%
Powertron	2	0.03%
Princeton	2	0.03%
Racer	2	0.03%
Reason Computer	2	0.03%
Smith Corona	2	0.03%
Socos	2	0.03%
Sparc	2	0.03%
Star Quest	2	0.03%
Stat	2	0.03%
SUW	2	0.03%
Techmedia	2	0.03%
TUV	2	0.03%
Ultra	2	0.03%
UMAX	2	0.03%
University Co.	2	0.03%
Zeos (Forefront)	2	0.03%
A Tek	1	0.01%
ABC	1	0.01%
Aberdeen	1	0.01%
ACF	1	0.01%
ACI	1	0.01%
ADS	1	0.01%
Advanced Logic	1	0.01%
Advantage	1	0.01%
Aiwa	1	0.01%
Altec	1	0.01%
Amacon	1	0.01%
A-Matic	1	0.01%
Amdek	1	0.01%
American	1	0.01%
American 88	1	0.01%
Ampro	1	0.01%
Amstrad	1	0.01%
APC	1	0.01%
Apertus	1	0.01%
Apitva	1	0.01%

## CPUs

Brand	Number of Units	Percent
Applied	1	0.01%
APS	1	0.01%
Arche	1	0.01%
Aroc	1	0.01%
Aspire	1	0.01%
Asus	1	0.01%
AT	1	0.01%
Atec	1	0.01%
Atya	1	0.01%
Barr	1	0.01%
Bestek International	1	0.01%
BHT	1	0.01%
Blue Chip	1	0.01%
BSR	1	0.01%
BTEK	1	0.01%
BYTR	1	0.01%
Bytri	1	0.01%
C Plus	1	0.01%
C&C	1	0.01%
CAT Systems	1	0.01%
CBS	1	0.01%
CCS	1	0.01%
CCT Inc.	1	0.01%
Centreal	1	0.01%
Champion KLH	1	0.01%
Check Mate	1	0.01%
Club	1	0.01%
CM	1	0.01%
CMC	1	0.01%
CMC Systems	1	0.01%
Columbus	1	0.01%
Com Tech	1	0.01%
Comadd	1	0.01%
Comp. Assc.	1	0.01%
CompUSA	1	0.01%
Computer Coup	1	0.01%
CompuTrend	1	0.01%
Comtek	1	0.01%
Comtex	1	0.01%
Control Data	1	0.01%
CRI	1	0.01%
CSS	1	0.01%
Cubase	1	0.01%
Cubix	1	0.01%
Cyber Dirve	1	0.01%
Cybermox	1	0.01%
Cybernetecs	1	0.01%
CyberVision	1	0.01%
Cyclone	1	0.01%
CYTR	1	0.01%
Cytrol	1	0.01%

## CPUs

<b>Brand</b>	<b>Number of Units</b>	<b>Percent</b>
DEC	1	0.01%
Delta Gold	1	0.01%
DEM	1	0.01%
Deppe	1	0.01%
Dexis	1	0.01%
Digital Tech	1	0.01%
DIK	1	0.01%
Dimension	1	0.01%
Dionex	1	0.01%
Discom	1	0.01%
DSI	1	0.01%
DTS	1	0.01%
Dura Com	1	0.01%
DX4-100	1	0.01%
DXT	1	0.01%
EAG Plus	1	0.01%
Eagle River	1	0.01%
Edge	1	0.01%
EDP	1	0.01%
EDP Classic	1	0.01%
Eizo	1	0.01%
EM P&C	1	0.01%
EN	1	0.01%
Equatorial	1	0.01%
Erwin	1	0.01%
Esix	1	0.01%
ETD	1	0.01%
Etronix	1	0.01%
Explorer	1	0.01%
Falcon	1	0.01%
Fast Tech	1	0.01%
Fran Micro	1	0.01%
Franklin	1	0.01%
Galaxy	1	0.01%
General	1	0.01%
gentek	1	0.01%
GLA	1	0.01%
GLI	1	0.01%
GT	1	0.01%
H Stat	1	0.01%
Heath	1	0.01%
Heathkit	1	0.01%
Hi Pro	1	0.01%
Honeywell	1	0.01%
I Mac	1	0.01%
Idaho	1	0.01%
IDEC	1	0.01%
IIS	1	0.01%
Image	1	0.01%
Imation	1	0.01%
Impression (Helm Engineering Corp.)	1	0.01%

## CPUs

Brand	Number of Units	Percent
Impulse	1	0.01%
Imtec	1	0.01%
INET	1	0.01%
Info	1	0.01%
InfoPro	1	0.01%
Information Advantage	1	0.01%
Intec	1	0.01%
Intergraph	1	0.01%
IPX Infomatic	1	0.01%
IR	1	0.01%
ISA	1	0.01%
ISG	1	0.01%
Itasca	1	0.01%
ITX	1	0.01%
JEM	1	0.01%
JFC	1	0.01%
JTX	1	0.01%
Kay Pro	1	0.01%
Kayko	1	0.01%
Kenwood	1	0.01%
King Pads	1	0.01%
Komodo	1	0.01%
KTS	1	0.01%
Lacie	1	0.01%
LaCie Electron	1	0.01%
Lantech	1	0.01%
Legacy	1	0.01%
Logic	1	0.01%
Lucky Star	1	0.01%
Mac Direct	1	0.01%
Mac Tech	1	0.01%
Madge	1	0.01%
MARCO	1	0.01%
Marshall	1	0.01%
Mass	1	0.01%
Master	1	0.01%
Matos	1	0.01%
MaxTech	1	0.01%
Maxtor	1	0.01%
MBL	1	0.01%
MCC	1	0.01%
MDI	1	0.01%
Merit	1	0.01%
Metro	1	0.01%
Micro Intel	1	0.01%
Microscan	1	0.01%
Mirror	1	0.01%
MPI	1	0.01%
Multi Media	1	0.01%
Myoda	1	0.01%
National Data	1	0.01%

## CPUs

Brand	Number of Units	Percent
NCD	1	0.01%
Net	1	0.01%
New World Pentium	1	0.01%
Nextel	1	0.01%
Nimble	1	0.01%
NNC	1	0.01%
No 74 Gay	1	0.01%
Nobilk	1	0.01%
Nova	1	0.01%
NWC	1	0.01%
Once Again	1	0.01%
Osborne	1	0.01%
P.C.Tailors	1	0.01%
PC Advance	1	0.01%
PC Adventure	1	0.01%
PC Adventures	1	0.01%
PC Heaven	1	0.01%
PC Importers	1	0.01%
PC Limited	1	0.01%
PC LTD	1	0.01%
PC Solution	1	0.01%
PC Solutions	1	0.01%
PCS	1	0.01%
Performance System	1	0.01%
Phoenix	1	0.01%
Pitney Bowes	1	0.01%
Pixie	1	0.01%
Plex	1	0.01%
Power	1	0.01%
Power Corp.	1	0.01%
Power Mate	1	0.01%
Power Tronic	1	0.01%
Power User	1	0.01%
Power Wave	1	0.01%
Premier	1	0.01%
Prior	1	0.01%
Procom	1	0.01%
ProGen	1	0.01%
Prosys	1	0.01%
ProTech	1	0.01%
Protel	1	0.01%
PSD	1	0.01%
Q.C.S.	1	0.01%
Quantex	1	0.01%
Quannon	1	0.01%
Quantaq	1	0.01%
Quick	1	0.01%
R.P.P.	1	0.01%
Raytron	1	0.01%
Reach	1	0.01%
Reason Tech	1	0.01%

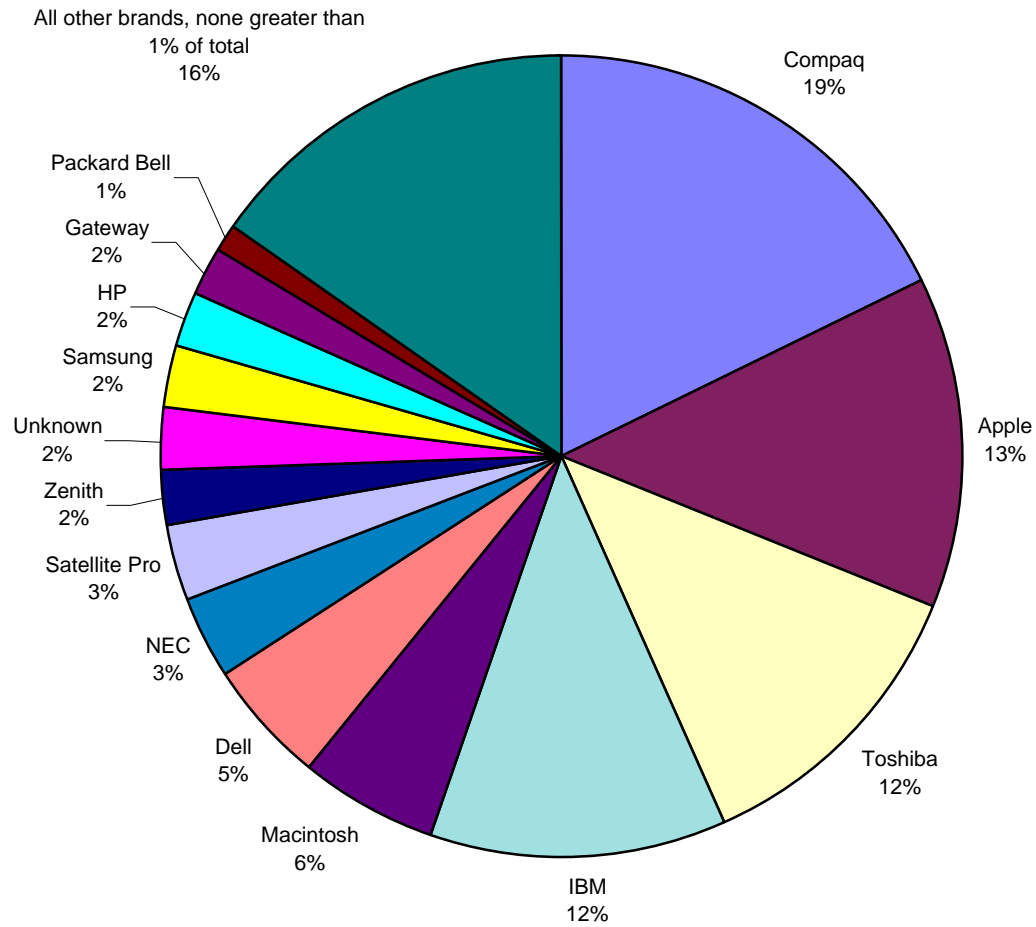
## CPUs

Brand	Number of Units	Percent
Red Hat	1	0.01%
Renal	1	0.01%
Reveal	1	0.01%
Revel	1	0.01%
RL SYS	1	0.01%
Robert Morris Sys.	1	0.01%
Robocics	1	0.01%
Royal	1	0.01%
Sampo	1	0.01%
Sanyo	1	0.01%
Saptec	1	0.01%
SBT	1	0.01%
SCI	1	0.01%
Scott	1	0.01%
Seagate	1	0.01%
Sears	1	0.01%
SGI	1	0.01%
Simply PC	1	0.01%
Smartpro	1	0.01%
SSI	1	0.01%
SSL Microscan	1	0.01%
STS	1	0.01%
Summit	1	0.01%
Sun Moon Star	1	0.01%
Supermatch	1	0.01%
Sysline Computer Corp.	1	0.01%
System 1700	1	0.01%
TAC	1	0.01%
Tallgrass	1	0.01%
Tandon	1	0.01%
Tatung	1	0.01%
TC	1	0.01%
TCE	1	0.01%
TDK	1	0.01%
Techtronics	1	0.01%
Teco	1	0.01%
Teledisk	1	0.01%
Televideo	1	0.01%
Telex	1	0.01%
TMC	1	0.01%
Torisan	1	0.01%
Tri Gem	1	0.01%
TVM (Low Radiation)	1	0.01%
U Max	1	0.01%
Ulysis	1	0.01%
Unico	1	0.01%
US Comp	1	0.01%
Vantec	1	0.01%
Vantex	1	0.01%
Vendex	1	0.01%
Ventura	1	0.01%

## CPUs

<b>Brand</b>	<b>Number of Units</b>	<b>Percent</b>
Vextrec	1	0.01%
Vict	1	0.01%
VIP	1	0.01%
Vision	1	0.01%
Vivitron	1	0.01%
W G-26	1	0.01%
Wang	1	0.01%
Wedge Tech	1	0.01%
WEN	1	0.01%
Win Pentium	1	0.01%
Work Force	1	0.01%
Xeroc	1	0.01%
XT 2000-11	1	0.01%
XY Logic	1	0.01%
Yamaha	1	0.01%
Yundai	1	0.01%
Zeis	1	0.01%
Zenith Data	1	0.01%
Zeos Compuadd	1	0.01%
<i>Total</i>	7,846	
Number of brands	476	

# Laptop Computers: 527 units





## Laptop Computers

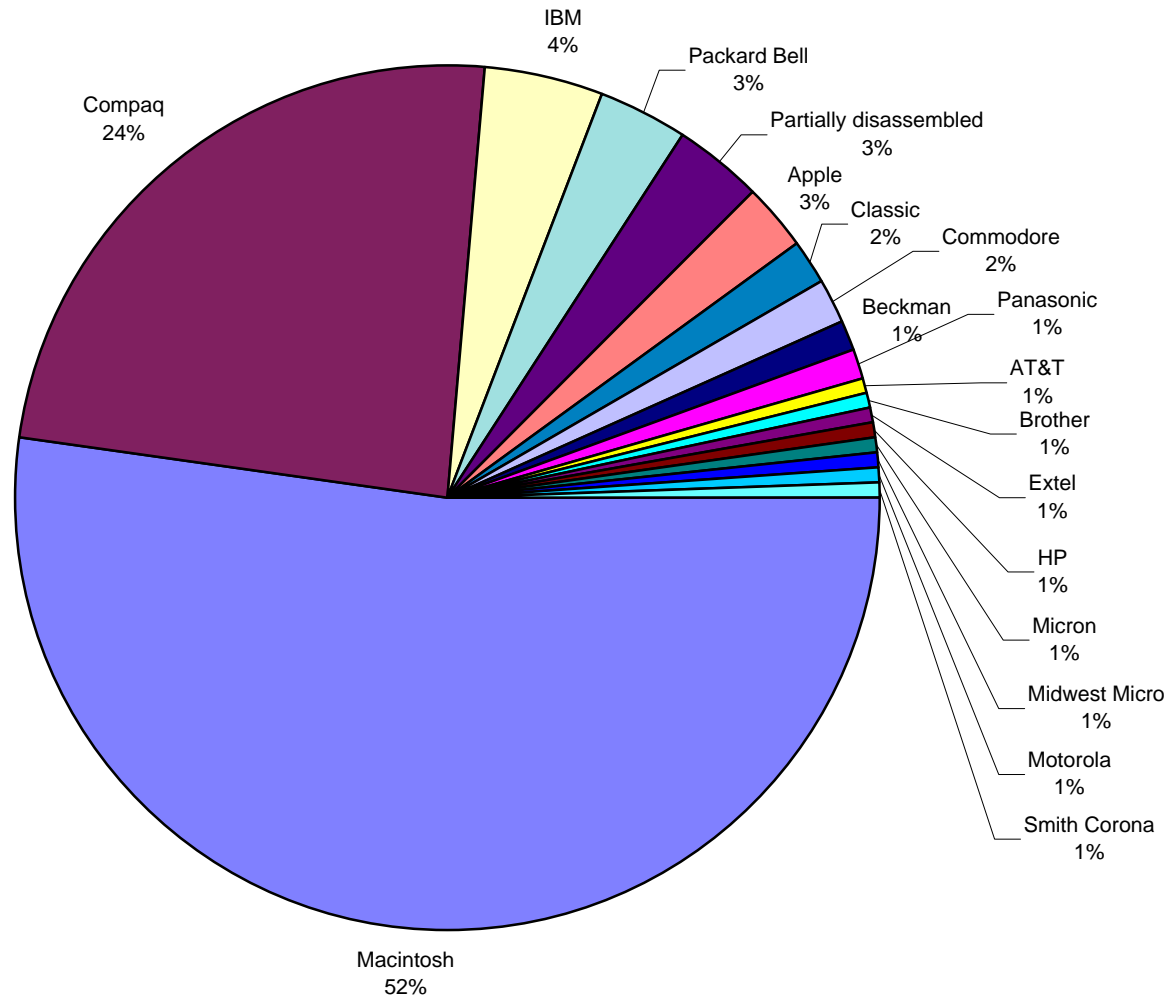
<b>Brand</b>	<b>Number of Units</b>	<b>Percent</b>
Compaq	94	17.84%
Apple	70	13.28%
Toshiba	64	12.14%
IBM	63	11.95%
Macintosh	29	5.50%
Dell	27	5.12%
NEC	17	3.23%
Satellite Pro	16	3.04%
Zenith	13	2.47%
Unknown	13	2.47%
Samsung	12	2.28%
HP	12	2.28%
Gateway	10	1.90%
Packard Bell	6	1.14%
Epson	5	0.95%
Nobilis	5	0.95%
eMachines	5	0.95%
Texas Instruments	5	0.95%
Hitachi	4	0.76%
Radio Shack	4	0.76%
Acer	4	0.76%
AST	4	0.76%
Magnavox	3	0.57%
IBT	3	0.57%
Zeos	3	0.57%
AMAX	2	0.38%
Ultra	2	0.38%
AT&T	2	0.38%
CTX	2	0.38%
Austin	1	0.19%
Versa	1	0.19%
EDS	1	0.19%
Win Book	1	0.19%
CPM	1	0.19%
JVC	1	0.19%
Canon	1	0.19%
Fujitsu	1	0.19%
Zero	1	0.19%
AMS	1	0.19%
Ager	1	0.19%
Zenth	1	0.19%
Trogan	1	0.19%
Mitsubishi	1	0.19%
KSN	1	0.19%
Zeus	1	0.19%
Note Book	1	0.19%
Power Note	1	0.19%
Unisys	1	0.19%
SPARC	1	0.19%
FT-6000	1	0.19%
HIP	1	0.19%

## Laptop Computers

<b>Brand</b>	<b>Number of Units</b>	<b>Percent</b>
Heathkit	1	0.19%
Grie	1	0.19%
Grid	1	0.19%
GRD	1	0.19%
Maxtec	1	0.19%
HYP	1	0.19%
<i>Total</i>	527	100.00%

Number of brands 56

# Combination Monitor/CPU Units: 182 units



## Combination Monitor/CPU Units

Brand	Number of Units	Percent
Macintosh	95	52.20%
Compaq	44	24.18%
IBM	8	4.40%
Packard Bell	6	3.30%
Partially disassembled	6	3.30%
Apple	5	2.75%
Classic	3	1.65%
Commodore	3	1.65%
Beckman	2	1.10%
Panasonic	2	1.10%
AT&T	1	0.55%
Brother	1	0.55%
Extel	1	0.55%
HP	1	0.55%
Micron	1	0.55%
Midwest Micro	1	0.55%
Motorola	1	0.55%
Smith Corona	1	0.55%
<i>Total</i>	182	100.00%

Number of brands 18